



# YAMAHA

## PARTS LIST

### MODEL XT500C

#### NOTICE

ALL PART NUMBERS CONTAINED IN THIS CATALOGUE ARE COMPRISED OF TEN DIGITS. WHEN ORDERING, PLEASE ADD TWO ZEROS TO THE END OF EACH PART NUMBER REQUIRED TO CONVERT THE TEN DIGITS INTO THE NEW TWELVE DIGIT NUMBERS.

# YAMAHA MOTOR CO., LTD.

COPY RIGHT: ALL RIGHTS RESERVED

NO PART OF THIS PUBLICATION MAY BE REPRODUCED WITHOUT PERMISSION.

**YAMAHA**

**PARTS LIST**

**MODEL XT500C**

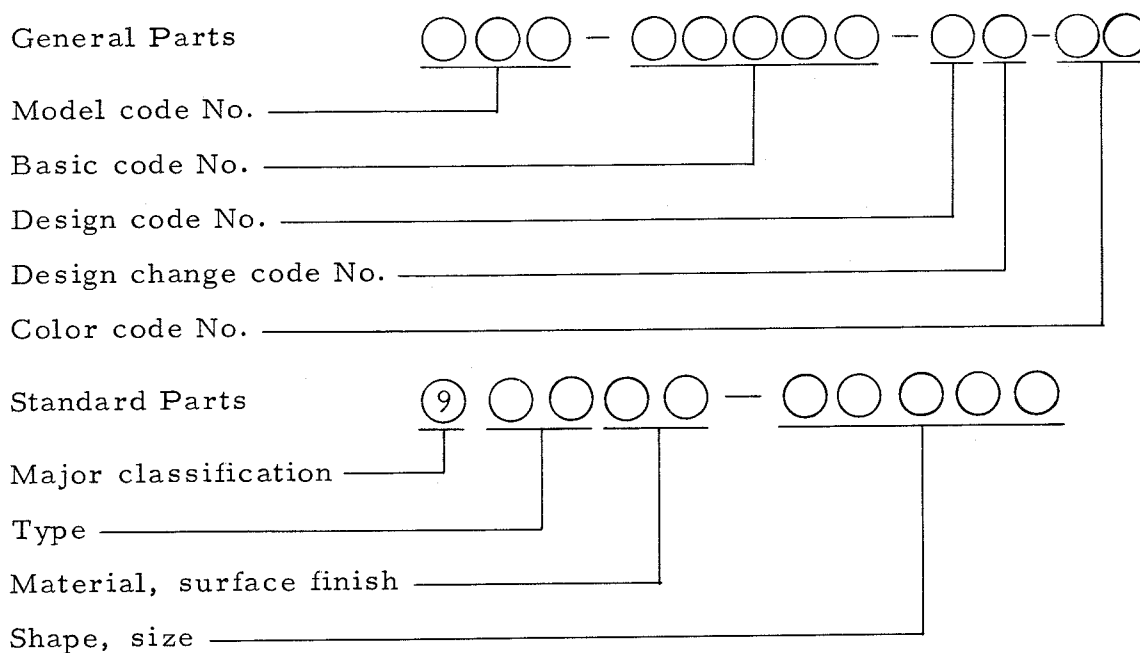


# FOREWORD

This Parts List related to the parts in use for the YAMAHA XT500C. When you are ordering replacement parts for the XT500C, refer to this Parts List and quote both part numbers and part names correctly.

## 1. Structure of Part No.

Yamaha parts are divided largely into two categories; general parts and standard parts, and each part No. has the following structure:



Note: Every standard No. begins with 9.

## 2. How to Use this Parts List

- (1) Except for steel balls (whose size is indicated in inches), the size of all parts is indicated in millimeters in the following manner.

Hose (rubber or vinyl) . . . . Inside diameter - length

O-ring . . . . . Section area - inside diameter

Washer, shim, collar . . . . Inside diameter - outside diameter - thickness (length)

- (2) Parts, which are to be supplied in the form of assemblies, are listed with an indentation of one letter's space, and a dot (.) is put

against the name of each part. If any two different assemblies (e.g., right and left side components) consist of almost the same type components, these two assemblies are listed in two lines, and then the names of component parts are listed in the subsequent lines with an indentation as mentioned earlier. The quantity of parts is given in the following manner; that is, in the case of parts being the same in type between the right and left, a total quantity of parts is given. On the other hand, if the right and left side parts are different in type, the quantity of part(s) on each side is given.

Example

Description	Q'ty
CARBURETOR ASS'Y, left	1
CARBURETOR ASS'Y, right	1
. JET, pilot	2
. NOZZLE, main	2
⋮	
. LEVER, starter, left	1
. LEVER, starter, right	1

(3) Key to Symbols

U. R. ....	Use size (thickness) and/or number as required
U. N. ....	Use as many as you need
T .....	Number of teeth in a gear
V .....	Voltage for light bulbs
S .....	"S" type oil seal or "S" type circlip
SD .....	"SD" type oil seal
SO .....	"SO" type oil seal
SW .....	"SW" type oil seal
E .....	"E" type circlip
R .....	"R" type circlip
F/No. ....	Frame No. (Applicable machine No.)

- (4) The right and left in relation to parts are determined on the basis of the rider facing toward the front.
- (5) This Parts List is based on the model in the production line on Feb., 1, 1976. Accordingly, if any modifications which have been made to parts will be announced in the Yamaha Parts News. It is advisable that according to the Yamaha Parts News, You will make necessary corrections to the Parts List on hand to keep it up-to dated.



# CONTENTS

## ENGINE

Fig. 1	Cylinder Head · Cylinder Head Cover .....	1
Fig. 2	Cylinder .....	3
Fig. 3	Crank · Piston .....	5
Fig. 4	Valve · Rocker Arm .....	9
Fig. 5	Camshaft · Chain Tensioner .....	11
Fig. 6	Crankcase .....	13
Fig. 7	Crankcase Cover .....	15
Fig. 8	Oil Pump · Oil Cleaner .....	17
Fig. 9	Contact Breaker · Governor .....	19
Fig. 10	Clutch .....	21
Fig. 11	Transmission .....	23
Fig. 12	Shifter 1 .....	27
Fig. 13	Shifter 2 .....	29
Fig. 14	Kick Starter .....	31
Fig. 15	Intake .....	33
Fig. 16	Carburetor .....	35
Fig. 17	Exhaust .....	41
Fig. 18	Flywheel Magneto .....	43

## CHASSIS

Fig. 19	Frame .....	47
Fig. 20	Side Cover · Battery Box .....	51
Fig. 21	Stand · Footrest · Brake Pedal .....	55
Fig. 22	Rear Arm · Rear Cushion · Chain Case .....	59
Fig. 23	Front Fender · Rear Fender .....	63
Fig. 24	Front Fork .....	65
Fig. 25	Steering .....	69
Fig. 26	Handle · Wire .....	71
Fig. 27	Fuel Tank .....	75

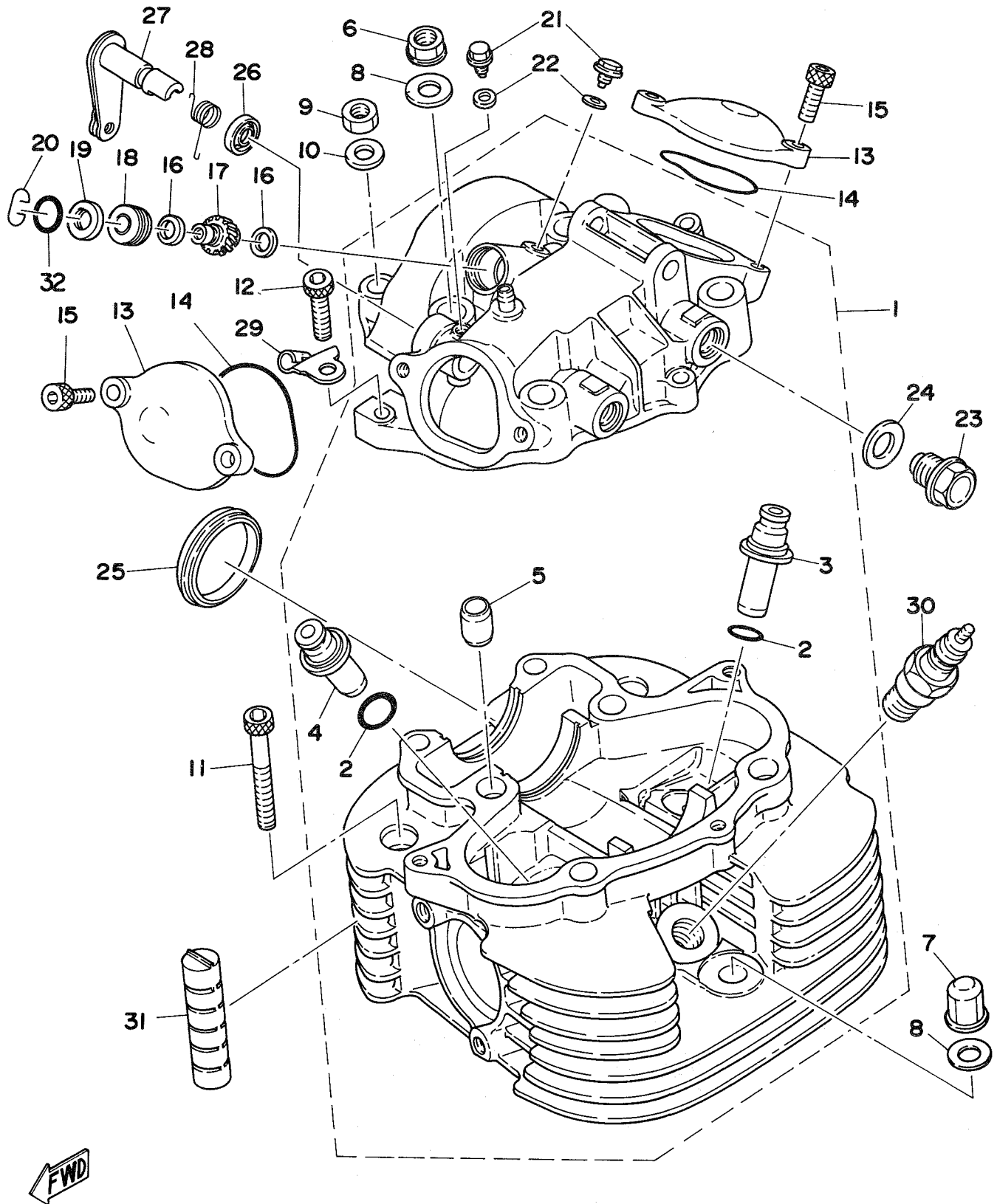
Fig. 28	Seat .....	79
Fig. 29	Front Wheel .....	81
Fig. 30	Rear Wheel .....	85
Fig. 31	Head Lamp .....	89
Fig. 32	Speedometer · Tachometer .....	91
Fig. 33	Tail Lamp .....	93
Fig. 34	Flasher Lamp .....	95
Fig. 35	Electrical .....	97
Fig. 36	Exclusive Parts For Canada .....	103

## NUMERICAL INDEX

# ENGINE

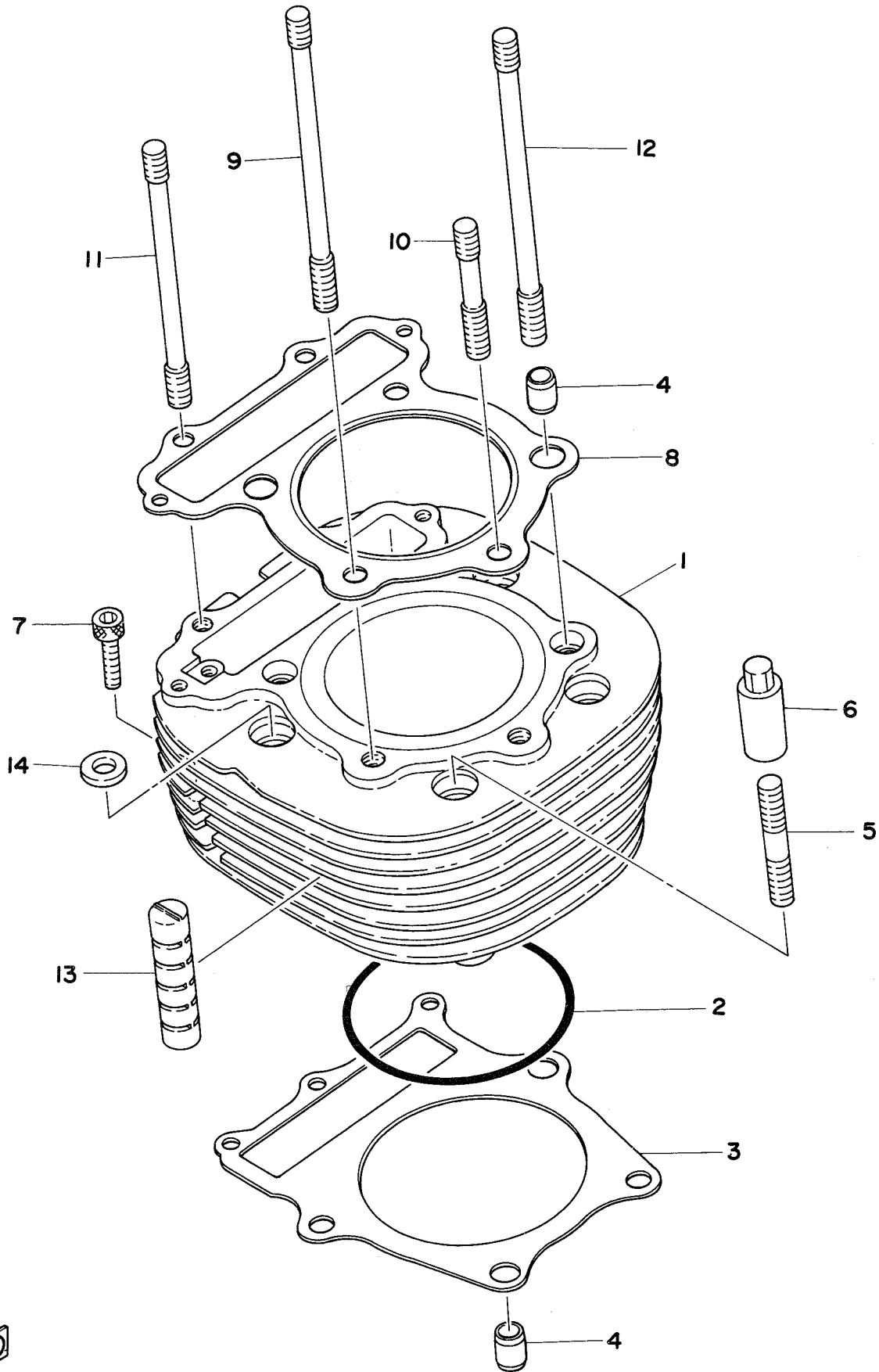


Fig. 1 CYLINDER HEAD · CYLINDER HEAD COVER



Ref. No.	Parts No.	Description	Qty	Applicable Machine No.	Remarks
1- 1	583-11110-00-R4	CYLINDER HEAD ASS'Y	1		
2	93210-14299	. O-RING (1.5-13.8)	2		
3	583-11133-10	. GUIDE, intake valve (1st O.S)	1		
4	583-11134-10	. GUIDE, exhaust valve (1st O.S)	1		
5	91810-16016	. PIN, dowel	2		
6	90179-10204	NUT	4		
7	90179-10207	NUT	1		
8	90201-10124	WASHER, plate (371-11175-00)	5		
9	95303-08600	NUT	2		
10	92901-08600	WASHER, plate	2		
11	91316-06055	BOLT, hexagon socket head	2		
12	91316-06025	BOLT, hexagon socket head	3		
13	583-11186-00-R4	COVER, cylinder head side	2		
14	93210-49296	O-RING (3.0-48.5)	2		
15	91316-06018	BOLT, hexagon socket head	4		
16	90201-08587	WASHER, plate	2		
17	1E6-17841-00	GEAR, driven	1		
18	1E6-17843-00	BUSHING	1		
19	93104-08055	OIL SEAL (SO-8-17.8-5)	1		
20	102-25137-00	RING, stop	1		
21	90109-06418	BOLT	2		
22	90430-06014	GASKET (256-11396-00)	2		
23	90340-14038	PLUG	2		
24	90430-14043	GASKET (256-13167-00)	2		
25	90338-47065	PLUG	1		
26	93104-12054	OIL SEAL (SO-12-17-2.5)	1		
27	583-12288-00	CAM, decompression	1		
28	90508-16303	SPRING, torsion	1		
29	583-12283-00	BRACKET, decompression	1		
30	94701-00117	PLUG, spark (BP-7ES)	1		
31	583-11127-00	ABSORBER	2		
32	93210-14104	O-RING (2.4-13.8)	1		

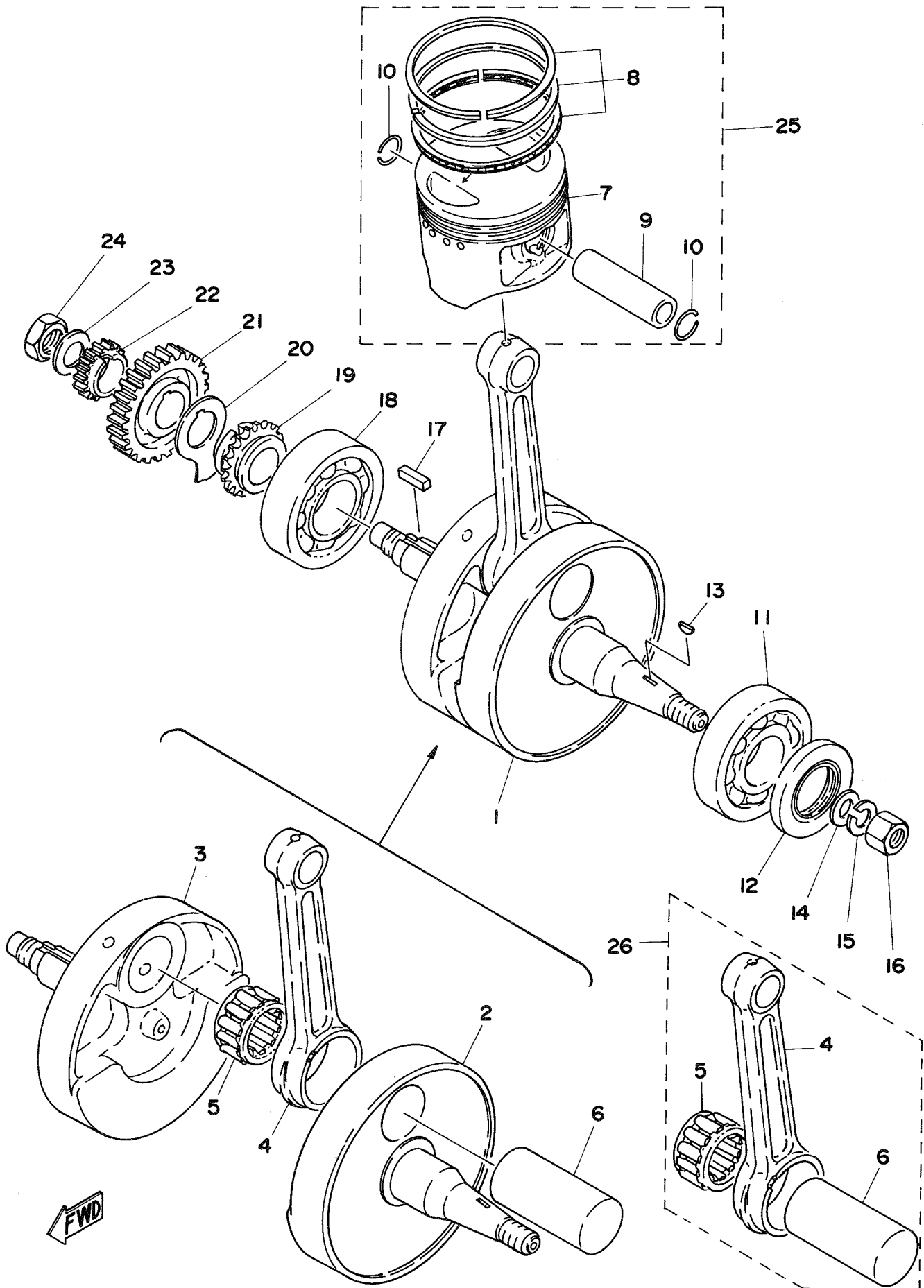
Fig. 2 CYLINDER



FWD

Ref. No.	Parts No.	Description	Qty	Applicable Machine No.	Remarks
2- 1	583-11311-00-R4	CYLINDER .....	1		
2	93210-92295	O-RING (3.1-92) .....	1		
3	583-11351-00	GASKET, cylinder .....	1		
4	91810-16016	PIN, dowel .....	4		
5	90116-10087	BOLT, stud (363-11361-00) .....	4		M10-64ℓ
6	90179-10201	NUT .....	4		
7	91316-06030	BOLT, hexagon socket head .....	3		
8	583-11181-00	GASKET, cylinder head .....	1		
9	90116-10222	BOLT, stud .....	2		M10-163ℓ
10	90116-10223	BOLT, stud .....	1		M10-68ℓ
11	90116-08190	BOLT, stud .....	2		M8-143ℓ
12	90116-10225	BOLT, stud .....	2		M10-173ℓ
13	583-11127-00	ABSORBER .....	2		
14	90201-10590	WASHER, plate .....	4		

Fig. 3 CRANK · PISTON



Ref. No.	Parts No.	Description	Q'ty	Applicable Machine No.	Remarks
3- 1	583-11400-00	CRANK ASS'Y	1		
2	583-11412-00	. CRANK 1	1		
3	583-11422-00	. CRANK 2	1		
4	583-11651-00	. ROD, connecting	1		
5	93310-635A5	. BEARING	1		
6	583-11681-00	. PIN, crank	1		
7	583-11631-01-95	PISTON (86.95mm STD)	1	U. R	
	583-11631-01-96	PISTON (86.96mm STD)			
	583-11635-01	PISTON (87.25mm 1st O.S)	1		Alternate Parts
	583-11636-01	PISTON (87.50mm 2nd O.S)	1		Alternate Parts
	583-11637-01	PISTON (87.75mm 3rd O.S)	1		Alternate Parts
	583-11638-01	PISTON (88.00mm 4th O.S)	1		Alternate Parts
8	583-11610-00	PISTON RING SET (STD)	1s		
	583-11610-10	PISTON RING SET (1st O.S)	1s		Alternate Parts
	583-11610-20	PISTON RING SET (2nd O.S)	1s		Alternate Parts
	583-11610-30	PISTON RING SET (3rd O.S)	1s		Alternate Parts
	583-11610-40	PISTON RING SET (4th O.S)	1s		Alternate Parts
9	583-11633-00	PIN, piston	1		
10	93450-22027	CLIP, piston pin (341-11634-00)	2		
11	93306-30616	BEARING (B6306)	1		
12	93102-30145	OIL SEAL (SD-30-60-6)	1		
13	90280-05013	KEY, woodruff	1		
14	90201-12593	WASHER, plate	1		
15	92901-12100	WASHER, spring	1		
16	90170-12067	NUT (214-11555-01)	1		
17	90282-07021	KEY, straight	1		
18	93306-30702	BEARING (B6307)	1		
19	583-11549-00	SPROCKET, cam chain drive (17T)	1		
20	583-11533-00	PLATE, cam chain sprocket	1		
21	583-16111-00	GEAR, primary drive (30T)	1		
22	583-11536-00	GEAR, breaker shaft drive (21T)	1		
23	90208-16019	WASHER	1		

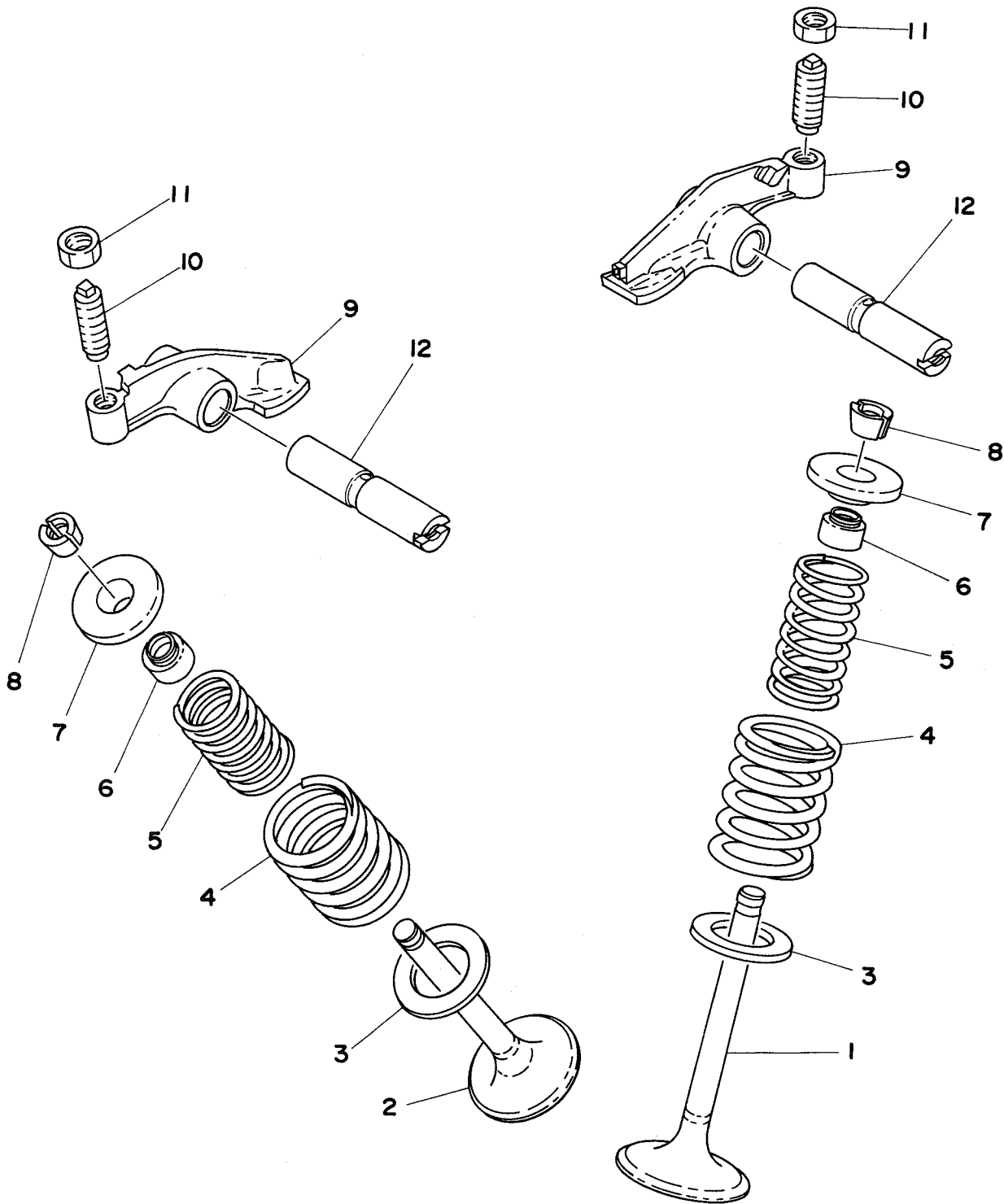


Ref. No.	Parts No.	Description	Q'ty	Applicable Machine No.	Remarks
3-24	90170-16182	NUT .....	1		

**ALTERNATE PARTS**

25	583-11630-00	PISTON ASS'Y (STD) .....	1s		} Ref No. 7,8,9,10
	583-11630-10	PISTON ASS'Y (1st O.S) .....	1s		
	583-11630-20	PISTON ASS'Y (2nd O.S) .....	1s		
	583-11630-30	PISTON ASS'Y (3rd O.S) .....	1s		
	583-11630-40	PISTON ASS'Y (4th O.S) .....	1s		
26	583-11650-00	CONNECTING ROD ASS'Y .....	1s		Ref No. 4,5,6

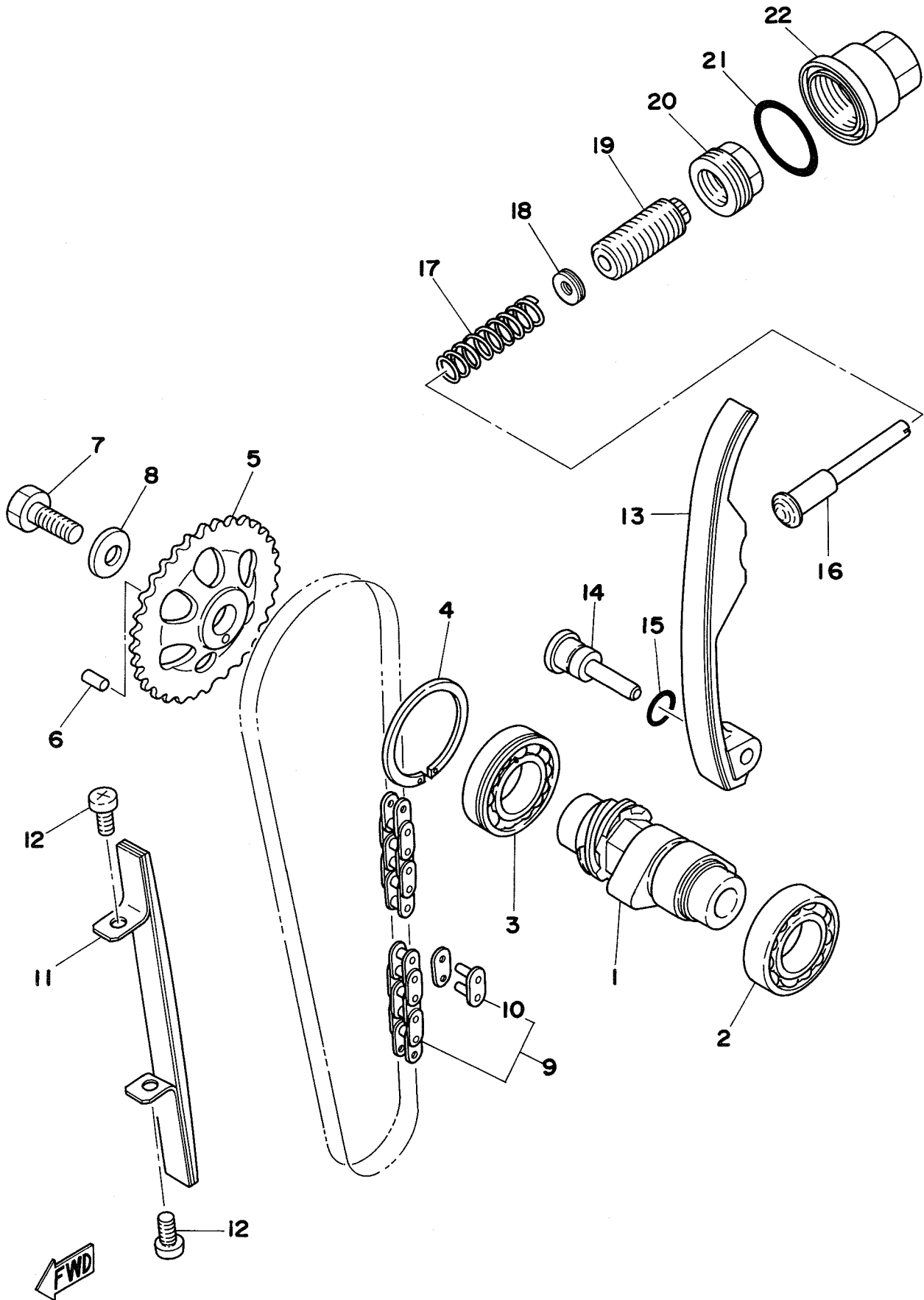
Fig.4 VALVE · ROCKER ARM



FWD

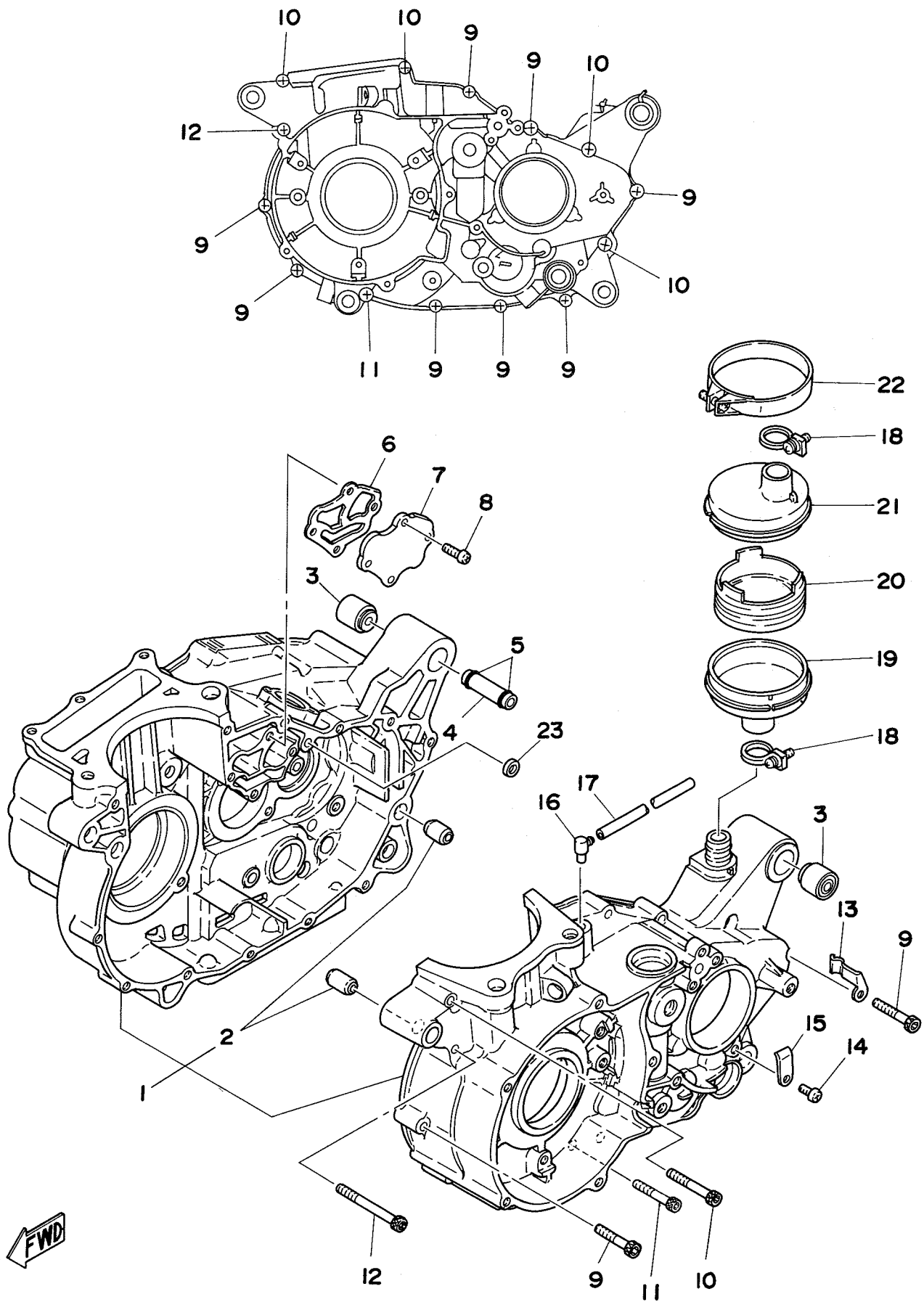
Ref. No.	Parts No.	Description	Q'ty	Applicable Machine No.	Remarks
4- 1	583-12111-00	VALVE, intake .....	1		
2	583-12121-00	VALVE, exhaust .....	1		
3	256-12116-01	SEAT, valve spring .....	2		
4	90501-42377	SPRING, outer .....	2		
5	90501-29376	SPRING, inner .....	2		
6	341-12119-02	SEAL, valve stem oil .....	2		
7	256-12117-00	RETAINER, valve spring .....	2		
8	341-12118-00	LOCK, valve spring retainer .....	4		
9	583-12151-00	ARM, valve rocker .....	2		
10	90149-08098	SCREW (447-12159-01) .....	2		
11	90170-08173	NUT .....	2		
12	583-12156-01	SHAFT, rocker .....	2		

Fig. 5 CAMSHAFT · CHAIN TENSIONER



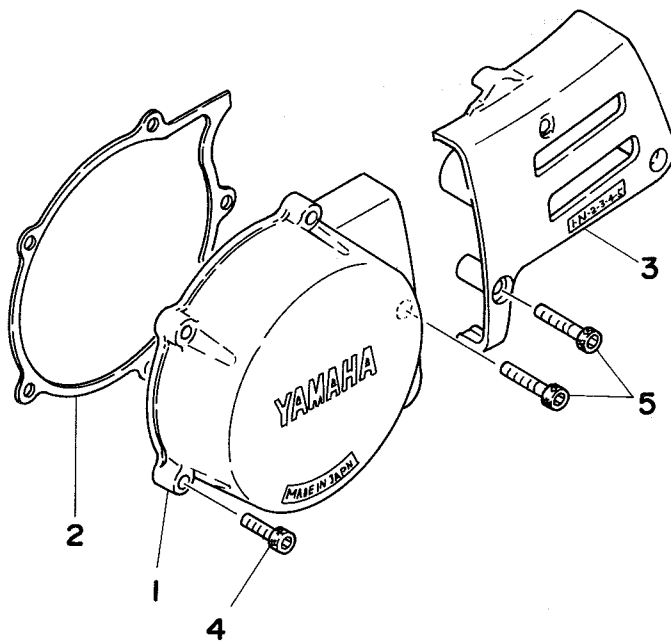
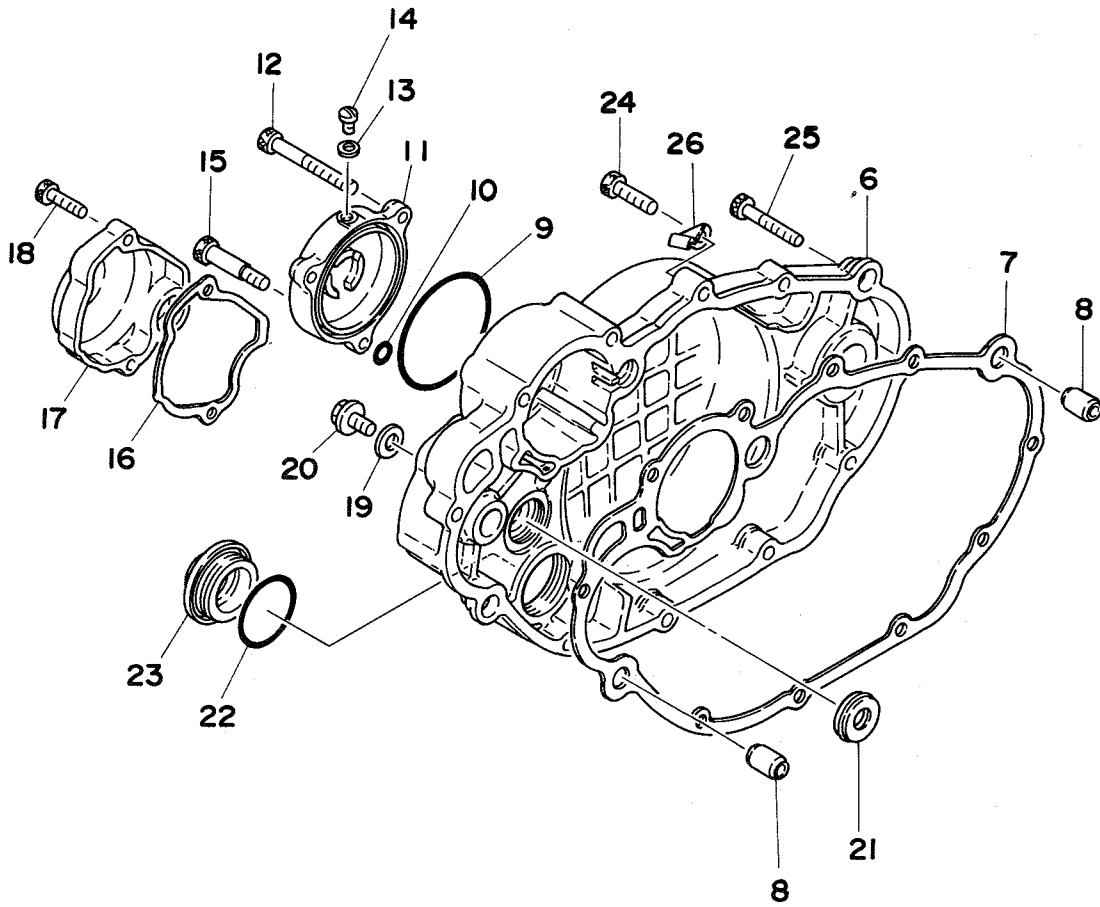
Ref. No.	Parts No.	Description	Q'ty	Applicable Machine No.	Remarks
5- 1	583-12171-01	SHAFT, cam .....	1		
2	93306-00502	BEARING (B6005) .....	1		
3	93306-00506	BEARING (B6005) .....	1		
4	93440-47044	CIRCLIP .....	1		
5	583-12176-00	SPROCKET, cam chain driven (34T) ..	1		
6	93604-10011	PIN, <del>dowel</del> .....	1		
7	90101-10303	BOLT .....	1		
8	90201-10591	WASHER, plate .....	1		
9	94500-02106	CHAIN (BF05M-106L) .....	1		
10	94600-02001	. JOINT, chain .....	1		
11	583-12231-00	GUIDE, stopper 1 .....	1		
12	92501-06015	SCREW, panhead .....	2		
13	341-12241-03	GUIDE, stopper 2 .....	1		
14	583-12247-00	SHAFT, chain tensioner .....	1		
15	93210-12152	O-RING (1.8-11.5) .....	1		
16	583-12217-00	ROD, chain tensioner .....	1		
17	90501-14095	SPRING (341-12216-02) .....	1		
18	583-12232-01	DAMPER .....	1		
19	90149-18100	SCREW .....	1		
20	90179-18199	NUT .....	1		
21	93210-32172	O-RING (2.4-31.5) .....	1		
22	583-12212-00	CAP, chain tensioner .....	1		

Fig. 6 CRANKCASE



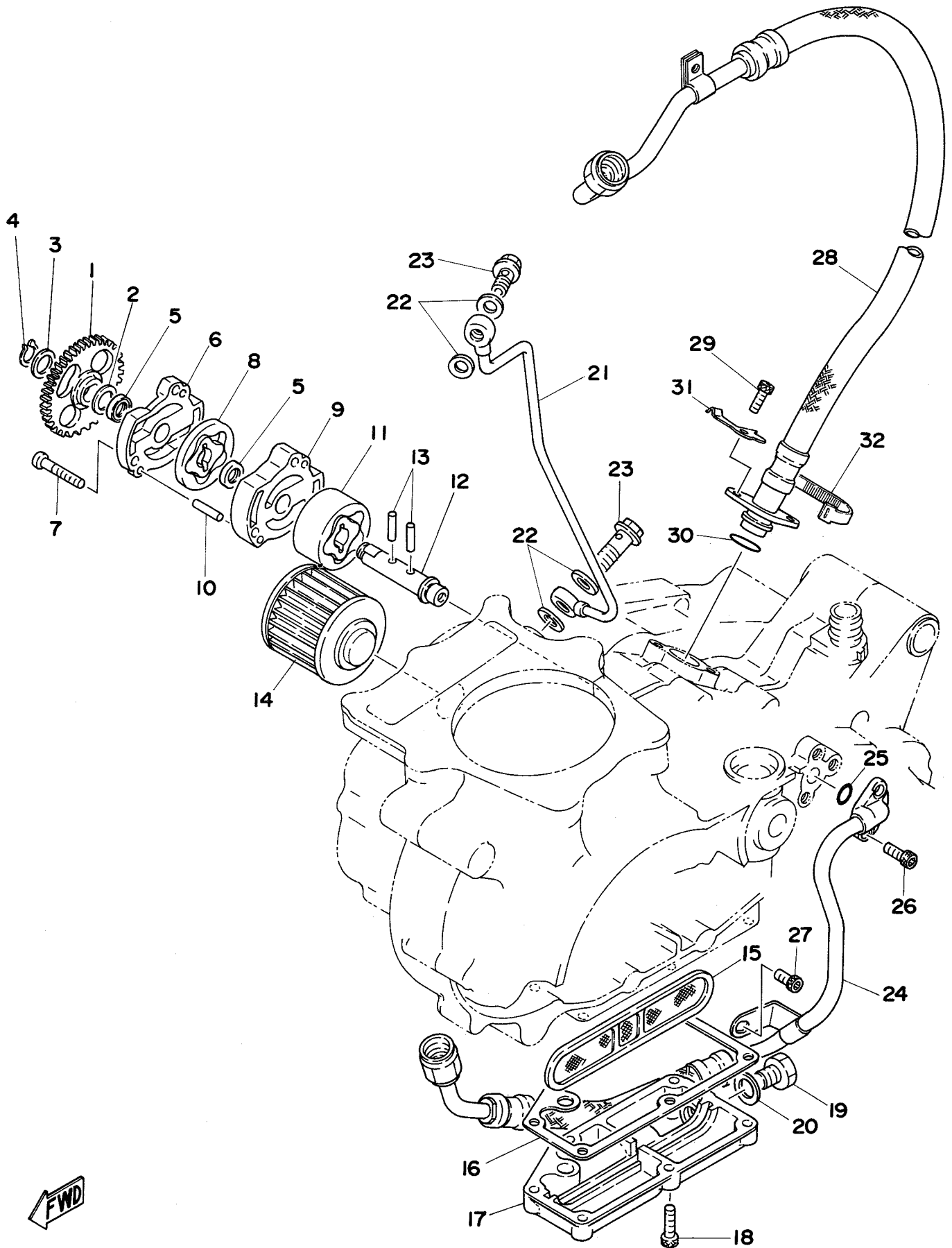
Ref. No.	Parts No.	Description	Q'ty	Applicable Machine No.	Remarks
6- 1	583-15100-00	CRANKCASE ASS'Y .....	1		
2	91810-05016	. PIN, dowel .....	2		
3	583-15316-00	DAMPER, engine mount .....	2		
4	583-15317-01	SPACER, engine mount .....	1		
5	93210-12095	O-RING (1.3-12.0) .....	2		
6	583-15466-00	GASKET .....	1		
7	583-15426-00	COVER .....	1		
8	92501-06018	SCREW, panhead .....	4		
9	91316-06035	BOLT, hexagon socket head .....	8		
10	91316-06045	BOLT, hexagon socket head .....	4		
11	91316-06055	BOLT, hexagon socket head .....	1		
12	91316-06065	BOLT, hexagon socket head .....	1		
13	90465-05084	CLAMP .....	1		
14	92501-06012	SCREW, panhead .....	1		
15	90465-05075	CLAMP .....	1		
16	583-15371-00	BREATHER .....	1		
17	90445-07039	HOSE (296-24317-00 4.2-435) .....	1		
18	90460-22083	CLAMP .....	2		
19	583-15347-00	BREATHER 2 .....	1		
20	583-15358-00	SEPARATER, oil .....	1		
21	583-15346-00	BREATHER 1 .....	1		
22	90460-71017	CLAMP, hose (363-14455-00) .....	1		
23	90430-09121	GASKET .....	1		

Fig. 7 CRANKCASE COVER



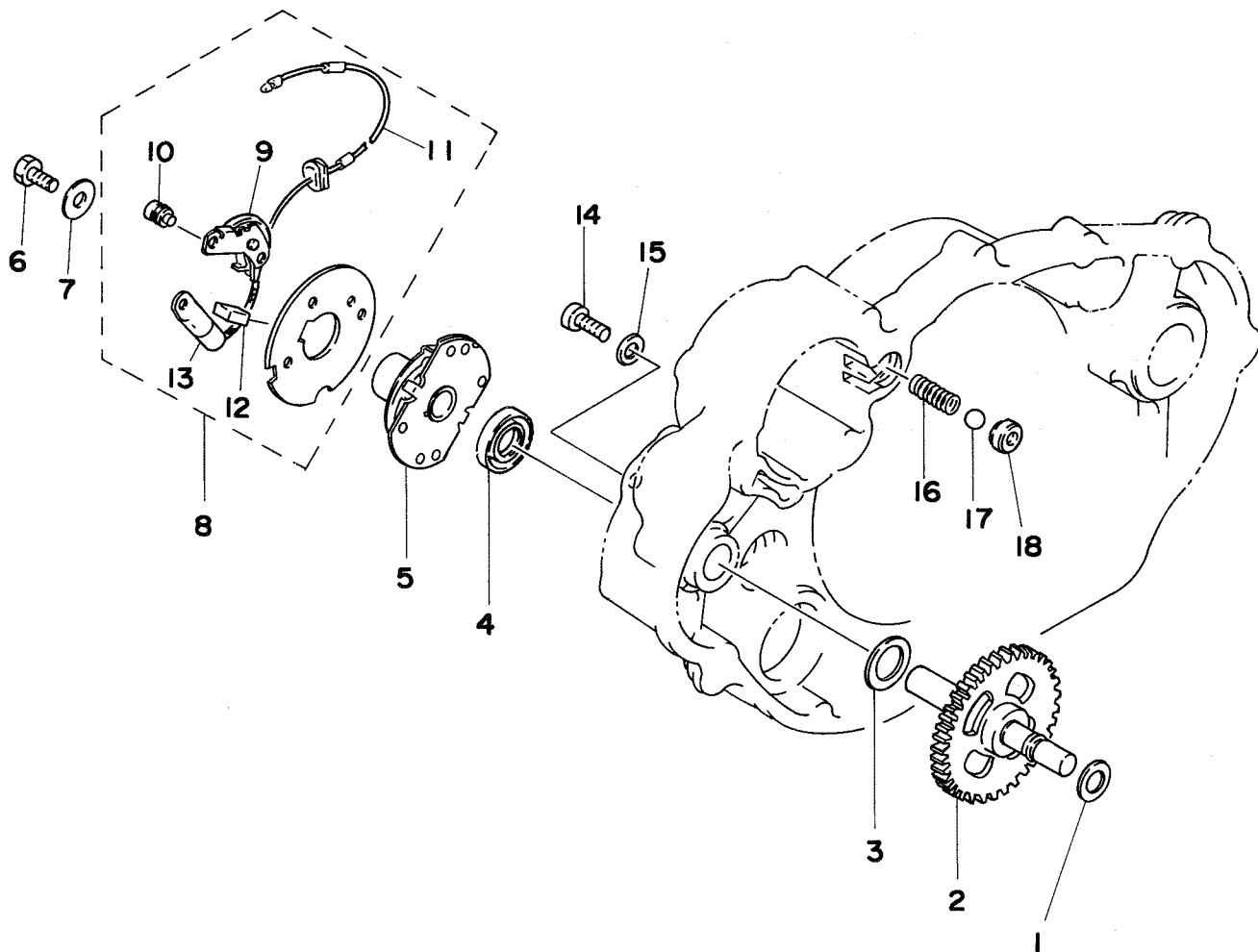
Ref. No.	Parts No.	Description	Qty	Applicable Machine No.	Remarks
7- 1	583-15411-00	COVER, crankcase left 1	1		
2	583-15451-00	GASKET, crankcase cover left	1		
3	583-15421-00	COVER, crankcase left 2	1		
4	91316-06025	BOLT, hexagon socket head	4		
5	91316-06035	BOLT, hexagon socket head	4		
6	583-15431-00	COVER, crankcase right	1		
7	583-15462-00	GASKET, crankcase cover right	1		
8	91810-05016	PIN, dowel	2		
9	93210-64297	O-RING (3.7-63.8)	1		
10	93210-07135	O-RING (2.4-6.9)	1		
11	583-13447-00	COVER, element	1		
12	91316-06060	BOLT, hexagon socket head	2		
13	90430-05126	GASKET	1		
14	98906-05008	SCREW, bind	1		
15	90109-06419	BOLT, hexagon socket head	1		
16	583-15457-00	GASKET, breaker cover	1		
17	583-15417-00	COVER, breaker	1		
18	91316-06025	BOLT, hexagon socket head	2		
19	90430-10027	GASKET (256-13168-00)	1		
20	90340-10003	PLUG, straight screw (367-18588-00)	1		
21	93101-14075	OIL SEAL (S-14-25-5.5)	1		
22	93210-35173	O-RING (3.0-34.5)	1		
23	583-15425-00	COVER	1		
24	91316-06030	BOLT, hexagon socket head	8		
25	91316-06040	BOLT, hexagon socket head	2		
26	90465-08076	CLAMP	1		

Fig. 8 OIL PUMP · OIL CLEANER



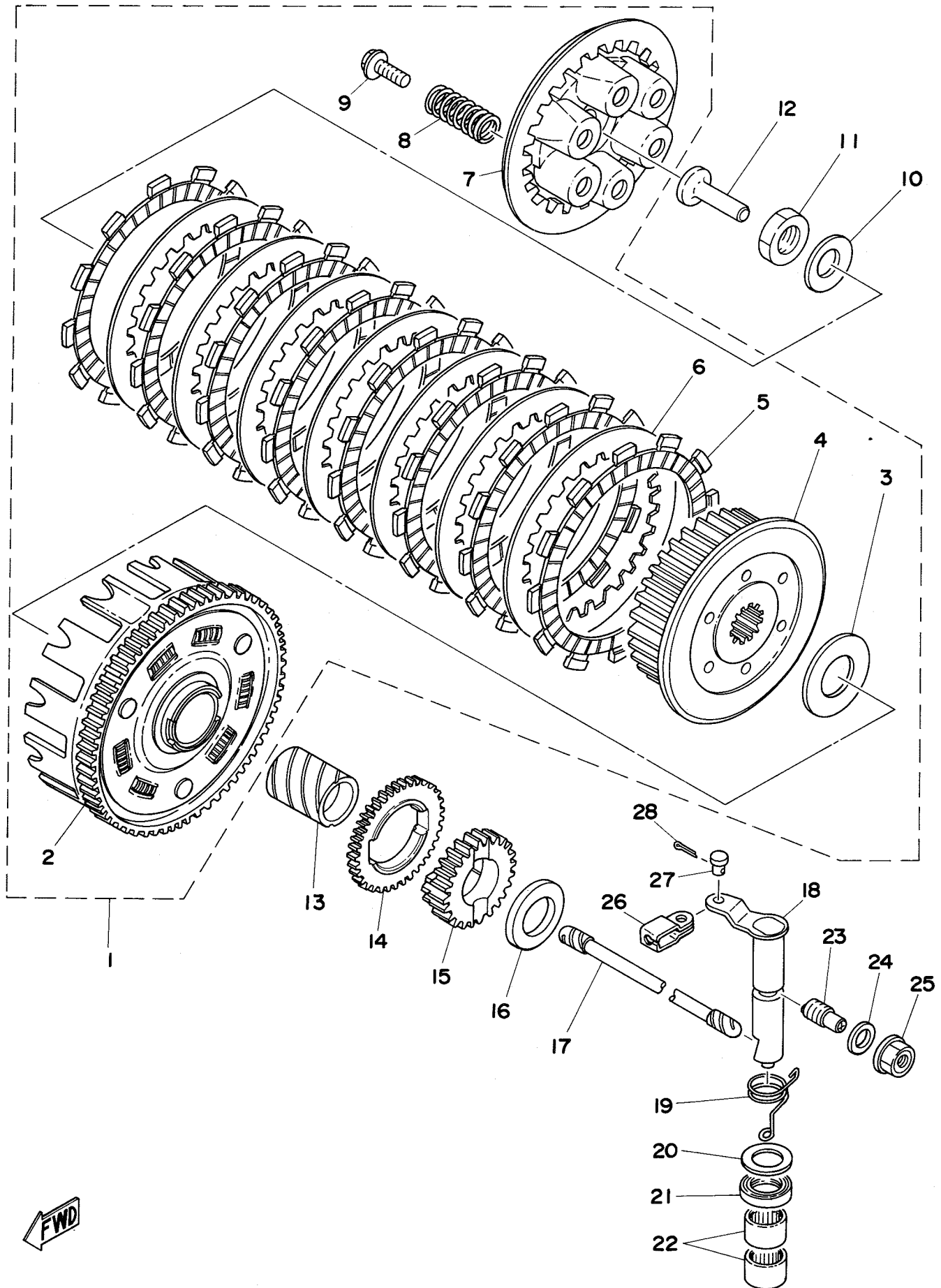
Ref. No.	Parts No.	Description	Q'ty	Applicable Machine No.	Remarks
8- 1	583-13325-00	GEAR, pump driven	1		
2	90201-12166	WASHER, plate (164-18572-00)	1		
3	90201-10119	WASHER, plate	1		
4	93410-10025	CIRCLIP (S-10)	1		
5	93104-11038	OIL SEAL (SD-11-15-3)	2		
6	583-13316-01	COVER, pump	1		
7	92501-06030	SCREW, panhead	3		
8	583-13310-01	ROTOR 1 ASS'Y	1		
9	583-13336-01	HOUSING, rotor	1		
10	93604-22050	PIN, dowel (4-21.8)	2		
11	583-13320-00	ROTOR 2 ASS'Y	1		
12	583-13314-00	SHAFT, pump	1		
13	93603-17070	PIN, dowel (3-16.8)	2		
14	583-13440-00	OIL CLEANER ASS'Y	1		
15	583-13411-00	STRAINER, oil	1		
16	583-13414-00	GASKET, strainer	1		
17	583-13417-00	COVER, strainer	1		
18	91316-06020	BOLT, hexagon socket head	6		
19	90101-14259	BOLT, hexagon	1		
20	214-11198-01	GASKET	1		
21	583-13161-00	PIPE, delivery	1		
22	90430-08119	GASKET	4		
23	90401-08038	BOLT, union	2		
24	583-13464-00	HOSE, oil 1	1		
25	93210-10197	O-RING (1.9-9.8)	1		
26	91316-06015	BOLT, hexagon socket head	2		
27	91316-06012	BOLT, hexagon socket head	1		
28	583-13465-00	HOSE, oil 2	1		
29	91316-06015	BOLT, hexagon socket head	2		
30	93210-15171	O-RING (1.9-14.5)	1		
31	90465-06077	CLAMP	1		
32	437-83936-00	BAND	1		

Fig. 9 CONTACT BREAKER · GOVERNOR



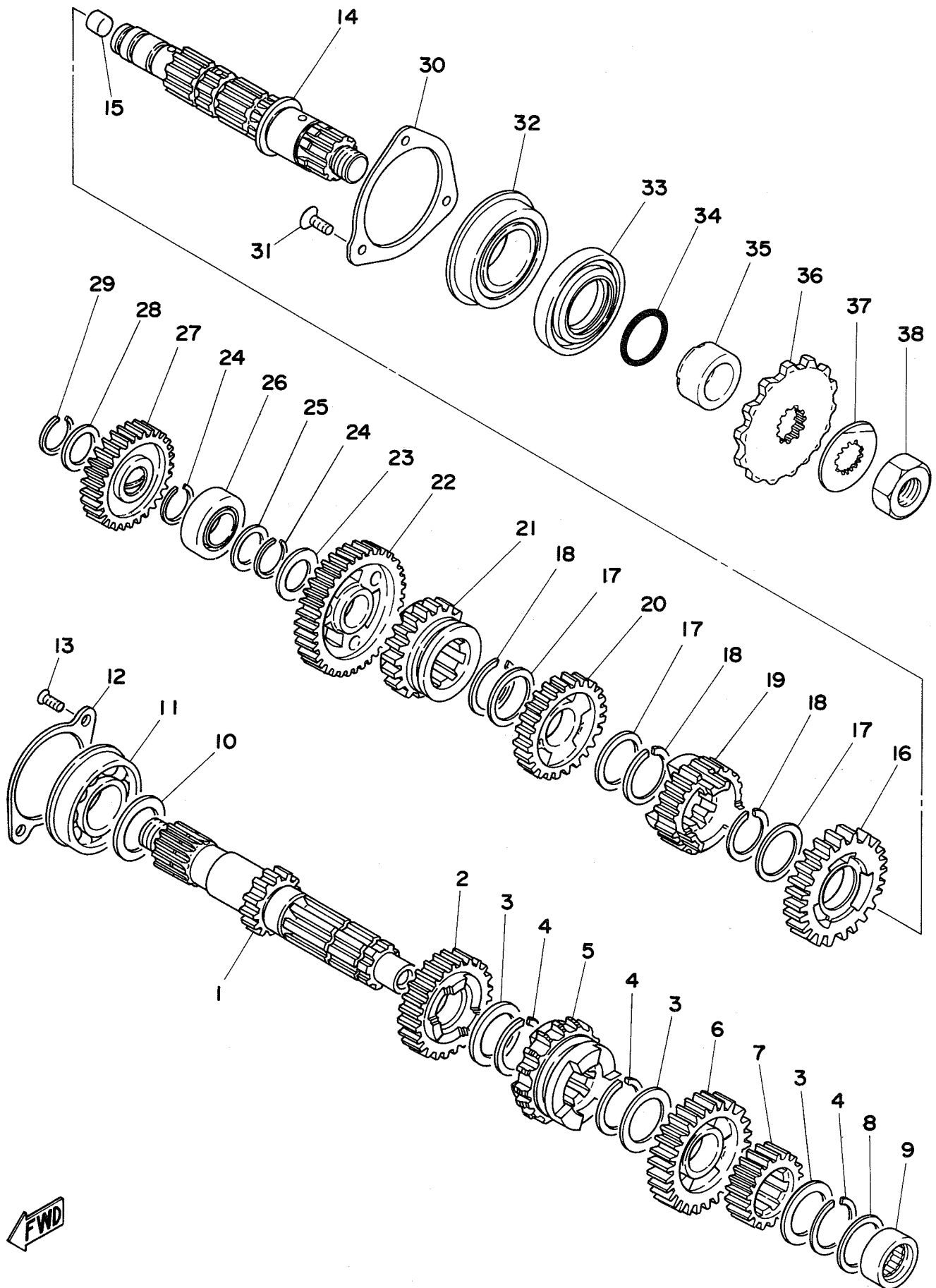
Ref. No.	Parts No.	Description	Q'ty	Applicable Machine No.	Remarks
9- 1	90201-09572	WASHER, plate .....	1		
2	583-11150-00	BREAKER SHAFT ASS'Y .....	1		
3	90201-15234	WASHER, plate (278-15613-00) .....	1		
4	93102-15147	OIL SEAL (SD-15-26-5) .....	1		
5	583-81653-50	GOVERNOR ASS'Y .....	1		
6	97301-06015	BOLT .....	1		
7	90201-06060	WASHER, plate (132-18338-00) .....	1		
8	583-81620-50	BREAKER PLATE ASS'Y .....	1		
9	583-81621-50	. CONTACT BREAKER ASS'Y .....	1		
10	583-81645-50	. SCREW, panhead (4-7) .....	3		
11	583-81615-50	. LEAD WIRE ASS'Y .....	1		
12	583-81631-50	. LUBRICATOR .....	1		
13	583-81625-50	. CONDENSER .....	1		
14	97801-06014	SCREW .....	2		
15	92901-06200	WASHER, plain .....	2		
16	90501-05378	SPRING, compression .....	1		
17	93503-08007	BALL (3/8 inch) .....	1		
18	583-13113-00	SEAT, check ball .....	1		

Fig. 10 CLUTCH



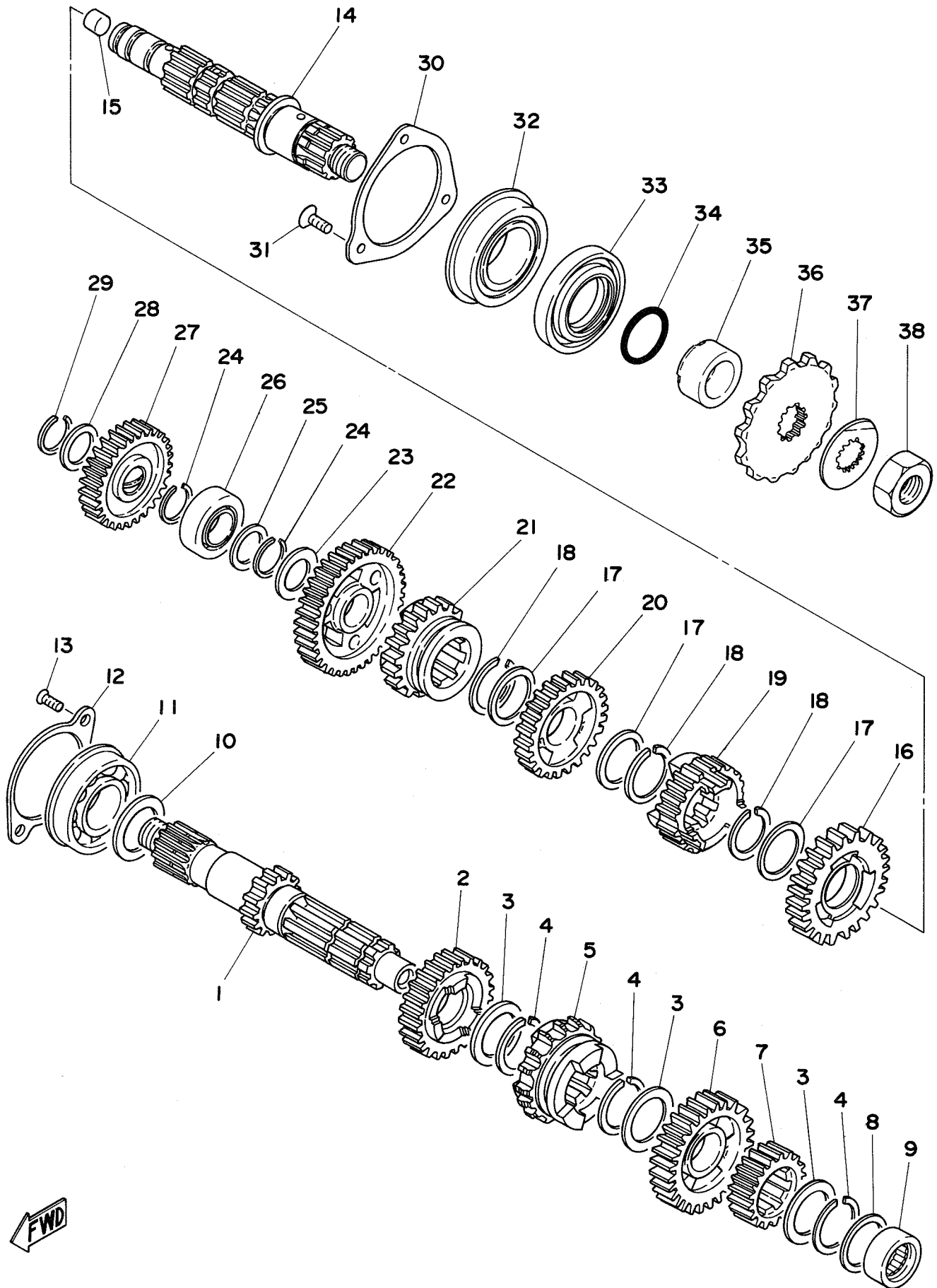
Ref. No.	Parts No.	Description	Q'ty	Applicable Machine No.	Remarks
10- 1	583-16301-00	CLUTCH ASS'Y .....	1		
2	583-16150-00	. PRIMARY DRIVEN GEAR COMP. (77T) .....	1		
3	170-16164-00	. PLATE, thrust 2 .....	1		
4	583-16371-00	. BOSS, clutch .....	1		
5	583-16321-00	. PLATE, friction .....	8		
6	360-16325-00	. PLATE, clutch .....	7		
7	498-16351-00	. PLATE, pressure .....	1		
8	90501-23391	. SPRING, compression .....	6		
9	90159-06010	. SCREW, with washer .....	6		
10	214-16119-00	SPRING, belleville .....	1		
11	90170-18086	NUT (363-11555-00) .....	1		
12	174-16356-00	ROD, push 1 .....	1		
13	90560-25153	SPACER .....	1		
14	583-13324-00	GEAR, pump drive (42T) .....	1		
15	583-15631-00	GEAR, kick pinion (19T) .....	1		
16	363-16154-00	PLATE, thrust 1 .....	1		
17	583-16357-01	ROD, push .....	1		
18	583-16382-00	AXLE, push lever .....	1		
19	90508-12279	SPRING, torsion .....	1		
20	90201-17327	WASHER, plate .....	1		
21	93102-17148	OIL SEAL (SD-17-28-6) .....	1		
22	93315-11720	BEARING .....	2		
23	364-16343-00	SCREW, adjusting .....	1		
24	90201-12172	WASHER, plate (341-21757-00) .....	1		
25	583-16344-00	NUT, adjusting .....	1		
26	214-16389-00	JOINT .....	1		
27	90240-06005	PIN, with hole (214-16379-00) .....	1		
28	91401-10010	PIN, cotter .....	1		

Fig. 11 TRANSMISSION



Ref. No.	Parts No.	Description	Q'ty	Applicable Machine No.	Remarks
11- 1	583-17411-01	AXLE, main (14T)	1		
2	583-17141-00	GEAR, 4th pinion (24T)	1		
3	90201-25287	WASHER, plate	3		
4	93440-25020	CIRCLIP (25 $\phi$ special)	3		
5	583-17131-02	GEAR, 3rd pinion (21T)	1		
6	583-17151-01	GEAR, 5th pinion (27T)	1		
7	583-17121-00	GEAR, 2nd pinion (18T)	1		
8	90201-20266	WASHER, plate (132-17216-00)	1		
9	93311-42012	BEARING	1		
10	168-17428-01-05	SHIM, drive axle (25-34-0.5)	1		
11	93304-20501	BEARING (B4205)	1		
12	583-15383-00	PLATE, bearing cover	1		
13	92701-06015	SCREW, flathead	2		
14	583-17421-00	AXLE, drive	1		
15	90338-09066	PLUG	1		
16	583-17221-00	GEAR, 2nd wheel (28T)	1		
17	90201-25287	WASHER, plate	3		
18	93440-25020	CIRCLIP (25 $\phi$ special)	3		
19	583-17251-01	GEAR, 5th wheel (21T)	1		
20	583-17231-01	GEAR, 3rd wheel (25T)	1		
21	583-17241-00	GEAR, 4th wheel (22T)	1		
22	583-17211-00	GEAR, 1st wheel (33T)	1		
23	90201-20278	WASHER, plate (168-17116-00)	1		
24	93410-20038	CIRCLIP (S-20)	2		
25	90201-20266	WASHER, plate (132-17216-00)	1		
26	93313-32008	BEARING	1		
27	583-15651-00	GEAR, kick idle (27T)	1		
28	90201-17255	WASHER, plate (156-17116-00)	1		
29	93410-17008	CIRCLIP (S-17)	1		
30	363-15381-00	PLATE, bearing cover	1		
31	98701-05012	SCREW, flathead	3		
32	93306-30517	BEARING (B6305)	1		

Fig. 11 TRANSMISSION

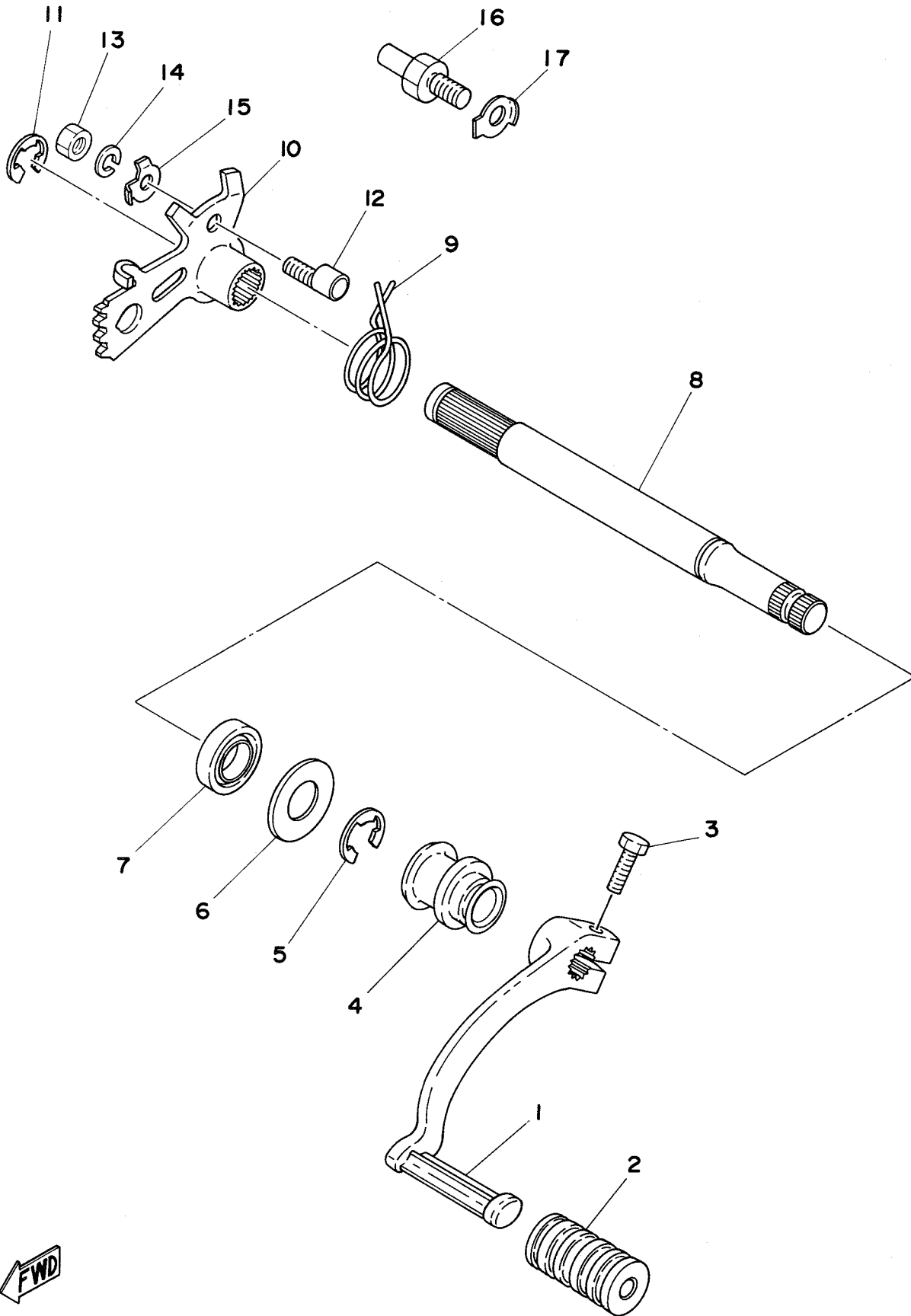


Ref. No.	Parts No.	Description	Q'ty	Applicable Machine No.	Remarks
11-33	93102-35146	OIL SEAL (SD-35-62-5.5)	1		
34	93210-22298	O-RING (1.9-21.7)	1		
35	90387-25507	COLLAR	1		
36	214-17461-40	SPROCKET, drive (14T)	1	U.R	STD
	214-17461-50	SPROCKET, drive (15T)			
	214-17461-60	SPROCKET, drive (16T)			
37	90215-21022	WASHER, lock (156-17464-01)	1		
38	90179-18020	NUT, lock (152-17463-00)	1		



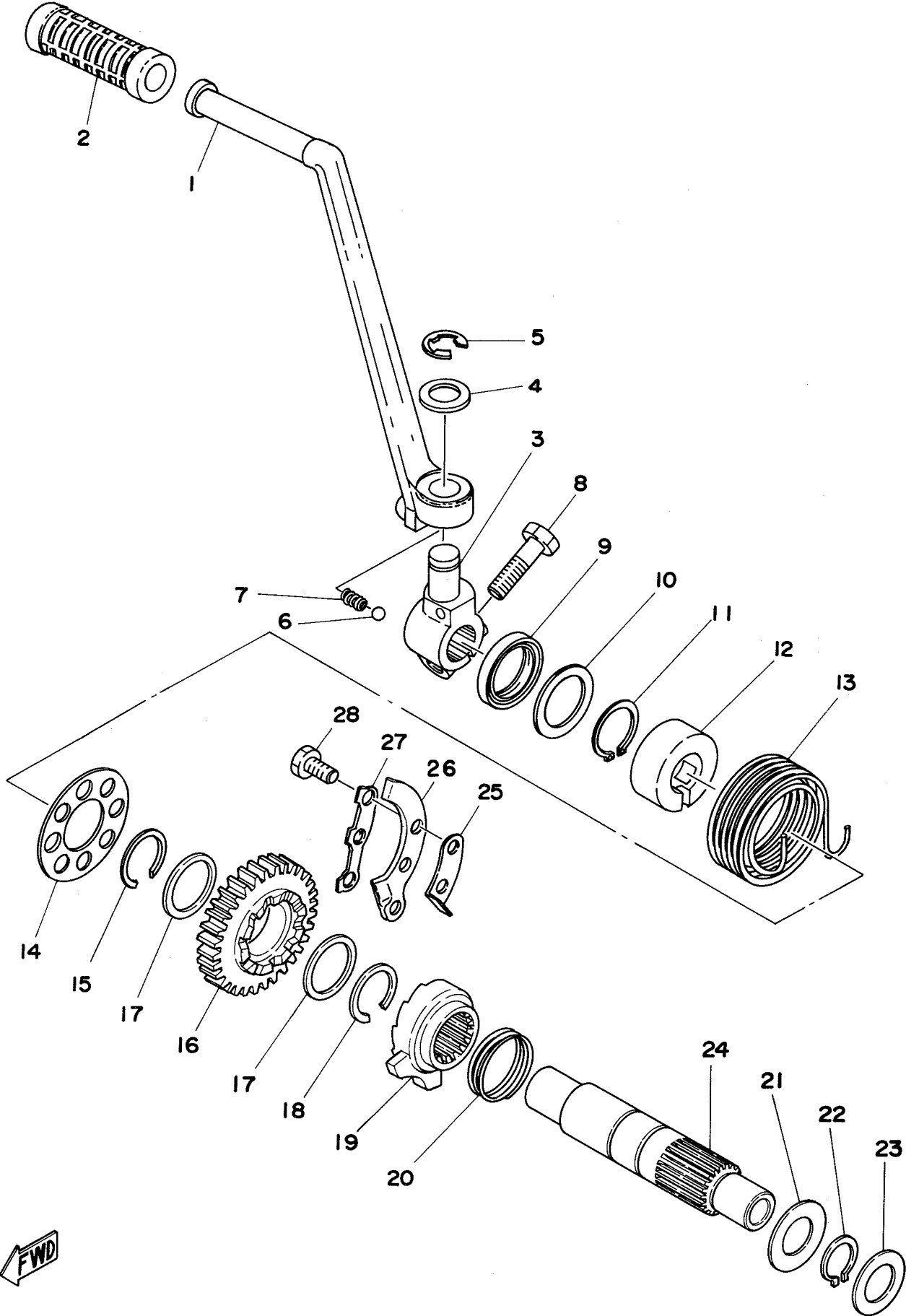
Ref. No.	Parts No.	Description	Q'ty	Applicable Machine No.	Remarks
12- 1	434-18541-03	CAM, shift	1		
2	93604-18100	PIN, dowel (4-18)	6		
3	434-18561-00	PLATE, side	1		
4	98701-05012	SCREW, flathead	1		
5	93604-08071	PIN, dowel (4-8)	1		
6	1E6-18141-01	PLATE, stopper	1		
7	93410-30012	CIRCLIP (S-30)	1		
8	278-18547-02	STOPPER, cam	1		
9	90501-10062	SPRING, compression (278-18557-00)	1		
10	137-15353-00	GASKET, drain plug	1		
11	90149-14031	SCREW (278-18577-03)	1		
12	364-18511-00	FORK, shift 1	2		
13	363-18511-00	FORK, shift 1	1		
14	90250-08017	PIN (278-18552-00)	3		
15	363-18535-00	BAR, shift fork guide 2	1		
16	363-18531-00	BAR, shift fork guide 1	1		
17	93430-08006	CIRCLIP (E-8)	5		
18	434-18122-00	LEVER, shift 2	1		
19	90508-08008	SPRING, torsion (363-18123-00)	1		
20	498-18151-02	LEVER, shift 3	1		
21	93430-07012	CIRCLIP (E-7)	1		

Fig.13 SHIFTER 2



Ref. No.	Parts No.	Description	Q'ty	Applicable Machine No.	Remarks
13- 1	583-18111-00-93	PEDAL, shift .....	1		
2	132-18113-01	COVER, shift pedal .....	1		
3	97321-06020	BOLT .....	1		
4	583-18131-00	BOOT, sealing .....	1		
5	93430-12009	CIRCLIP (E-12) .....	1		
6	90201-14220	WASHER, plate (248-18137-00) .....	1		
7	93109-14010	OIL SEAL (SDO-14-24-6) .....	1		
8	583-18125-00	SHAFT, shift .....	1		
9	90508-32052	SPRING, torsion (214-18124-00) .....	1		
10	434-18121-00	LEVER, shift 1 .....	1		
11	93430-10016	CIRCLIP (E-10) .....	1		
12	90149-06017	SCREW (214-18186-00) .....	1		
13	95301-06600	NUT .....	1		
14	92901-06100	WASHER, spring .....	1		
15	90215-06016	WASHER, lock .....	1		
16	278-18127-00	STOPPER, screw .....	1		
17	90215-08115	WASHER, lock .....	1		

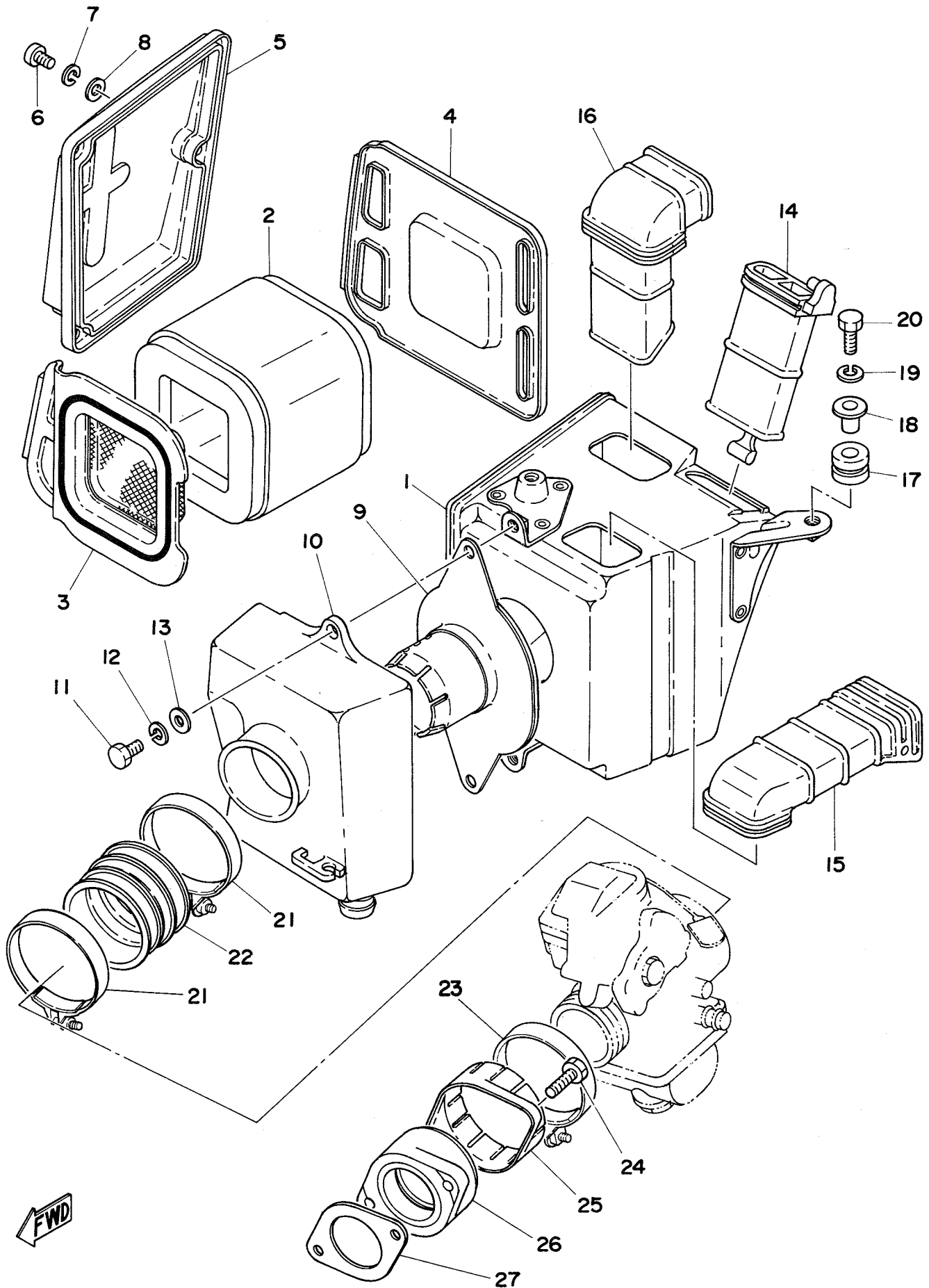
Fig. 14 KICK STARTER



FWD

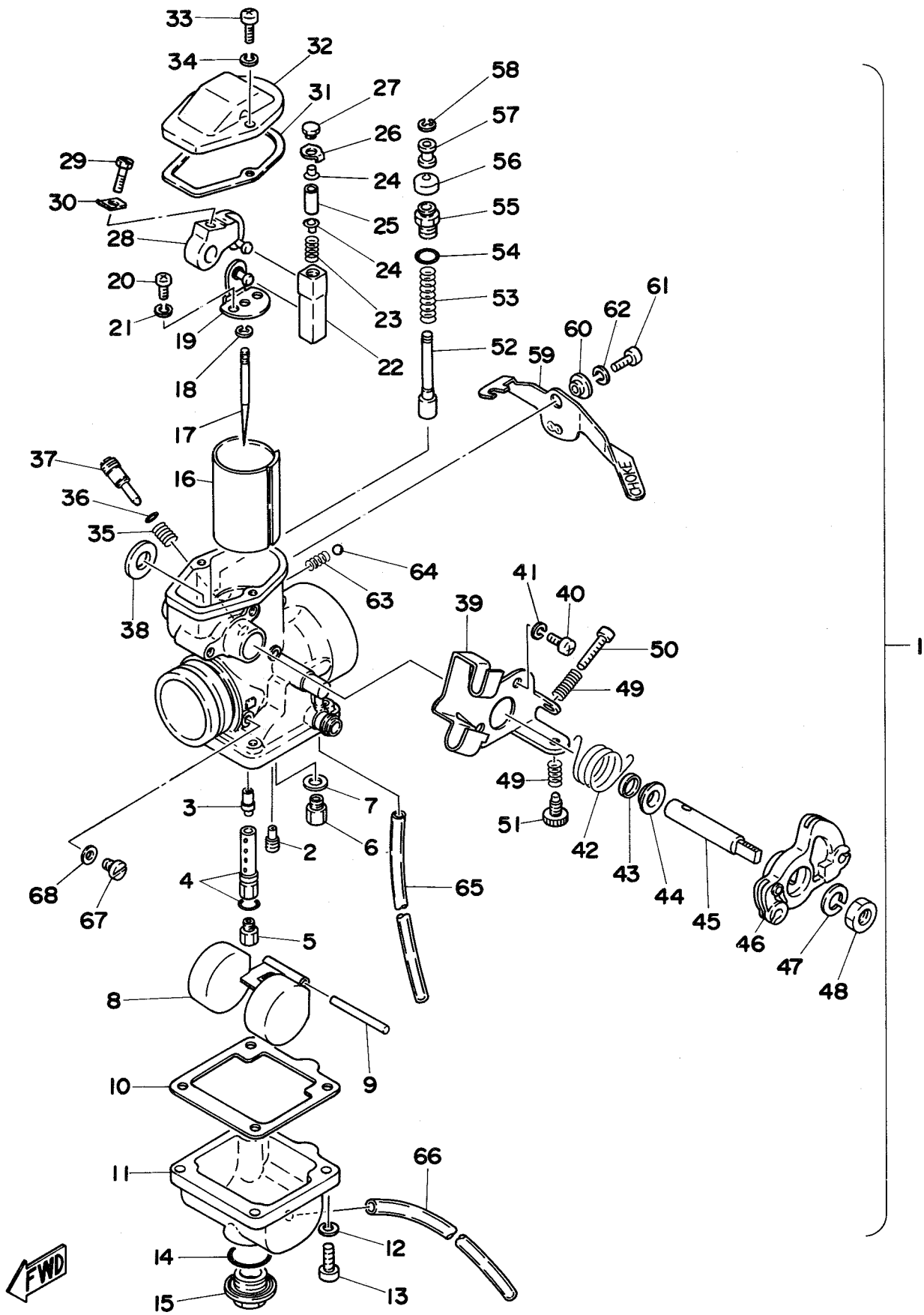
Ref. No.	Parts No.	Description	Q'ty	Applicable Machine No.	Remarks
14- 1	583-15611-00-93	CRANK, kick .....	1		
2	156-15618-01	COVER, kick lever .....	1		
3	583-15621-00	BOSS, kick crank .....	1		
4	90201-15234	WASHER, plate (278-15613-00) .....	1		
5	93430-10016	CIRCLIP (E-10) .....	1		
6	93507-32009	BALL (7/32 inch) .....	1		
7	90501-12081	SPRING, compression (278-15622-00)	1		
8	97321-08030	BOLT .....	1		
9	93102-25064	OIL SEAL (SD-25-35-7) .....	1		
10	90201-25290	WASHER, plate (131-15653-00) .....	1		
11	93410-25010	CIRCLIP (S-25) .....	1		
12	90560-25154	SPACER .....	1		
13	90508-32280	SPRING, torsion .....	1		
14	583-15676-00	COVER, kick spring .....	1		
15	93440-25019	CIRCLIP (25 $\phi$ special) .....	1		
16	583-15641-00	GEAR, kick (29T) .....	1		
17	90201-25287	WASHER, plate .....	2		
18	93440-25020	CIRCLIP (25 $\phi$ special) .....	1		
19	583-15671-00	WHEEL, ratchet .....	1		
20	90501-23143	SPRING, compression (363-15675-00)	1		
21	363-15676-00	COVER, spring .....	1		
22	93410-19015	CIRCLIP (S-19) .....	1		
23	90201-20278	WASHER, plate (168-17116-00) .....	1		
24	583-15661-00	AXLE, kick .....	1		
25	434-15668-00	STOPPER, kick spring .....	1		
26	583-15674-00	GUIDE, ratchet wheel .....	1		
27	363-15686-00	WASHER, lock .....	1		
28	97321-06015	BOLT .....	3		

Fig. 15 INTAKE



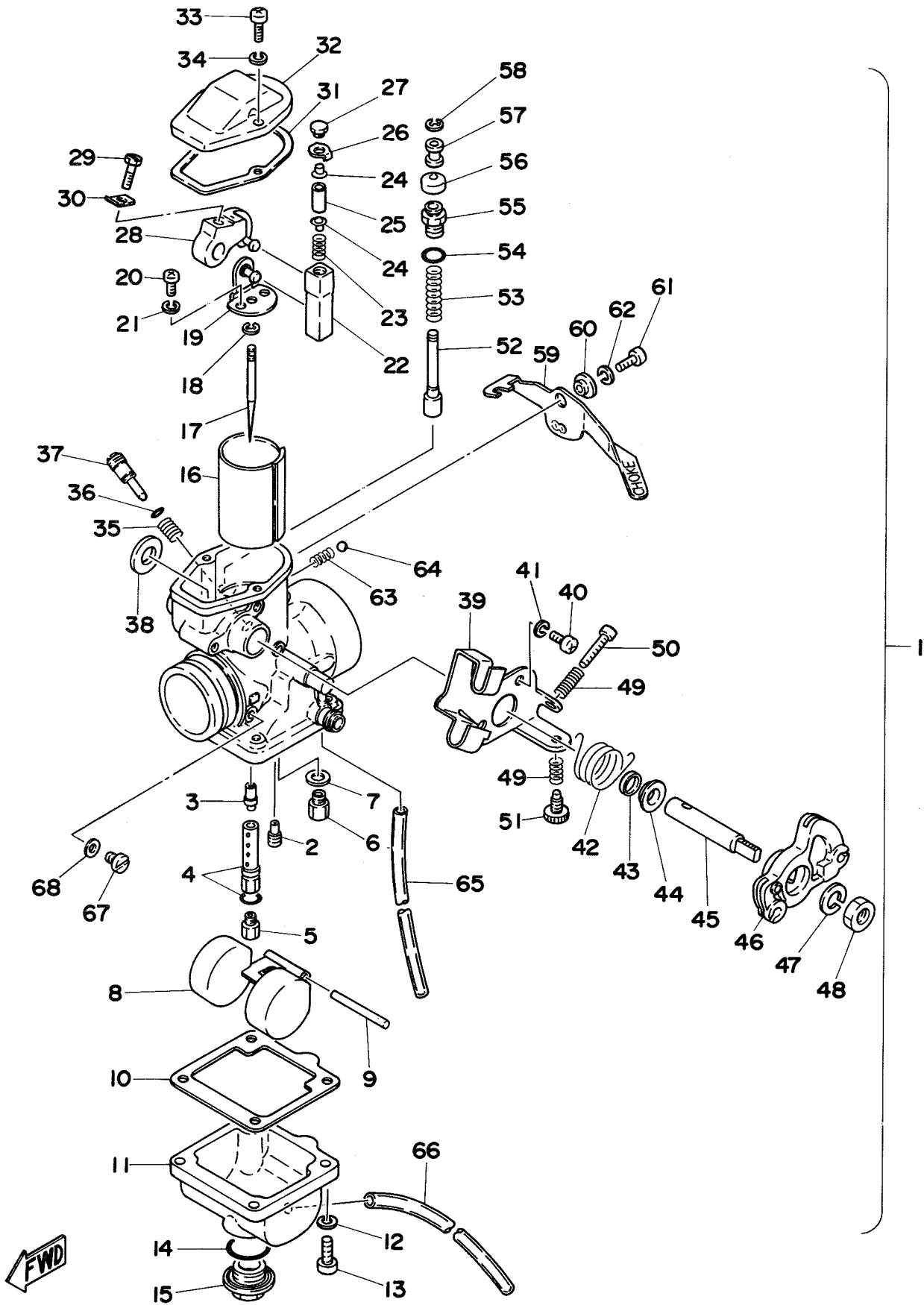
Ref. No.	Parts No.	Description	Q'ty	Applicable Machine No.	Remarks
15- 1	583-14411-01	CASE, air cleaner 1 .....	1		
2	583-14451-00	ELEMENT, air cleaner .....	1		
3	583-14468-00	PLATE, element 1 .....	1		
4	583-14472-00	PLATE, element 2 .....	1		
5	583-14422-00	CAP, air cleaner case .....	1		
6	98501-05012	SCREW, panhead .....	3		
7	92901-05100	WASHER, spring .....	3		
8	92901-05600	WASHER, plain .....	3		
9	583-14485-00	JOINT, pipe .....	1		
10	583-14421-00	CASE, air cleaner 2 .....	1		
11	97301-06020	BOLT, hexagon .....	2		
12	92901-06100	WASHER, spring .....	2		
13	92901-06600	WASHER, plate .....	2		
14	583-14437-00	DUCT 1 .....	1		
15	583-14431-00	SILENCER 1 .....	1		
16	583-14441-00	SILENCER 2 .....	1		
17	90480-14102	GROMMET (214-21717-00) .....	2		
18	90387-07391	COLLAR (437-21633-00) .....	2		
19	92901-06100	WASHER, spring .....	2		
20	97301-06025	BOLT, hexagon .....	2		
21	90460-58015	CLAMP, hose (371-14456-00) .....	2		
22	583-14453-00	JOINT, air cleaner .....	1		
23	90460-61063	CLAMP, hose (256-14455-00) .....	1		
24	91316-06020	BOLT, hexagon socket head .....	2		
25	256-13564-00	COVER, joint .....	1		
26	583-13565-01	MANIFOLD, intake .....	1		
27	583-13556-01	GASKET, manifold .....	1		

Fig. 16 CARBURETOR



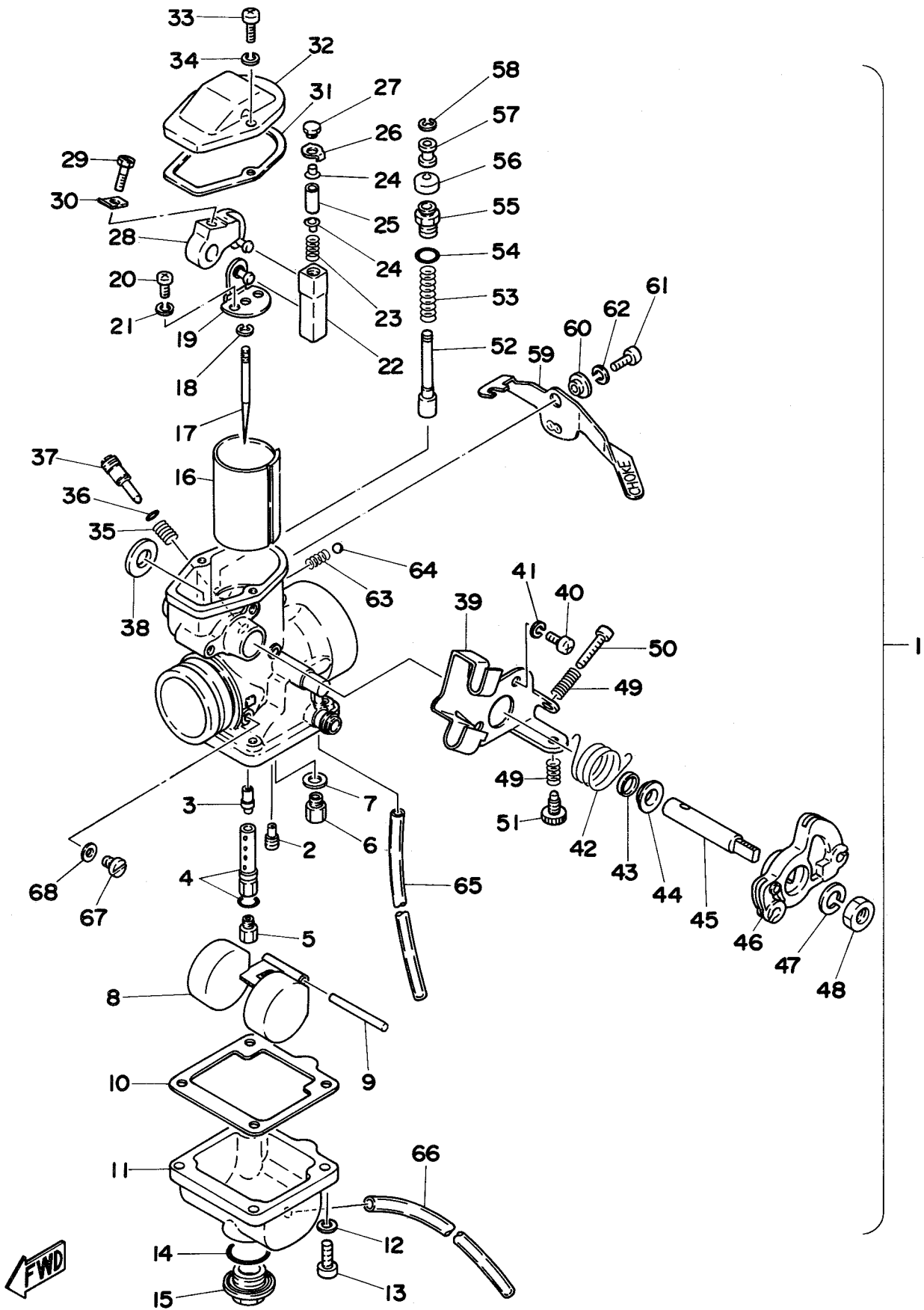
Ref. No.	Parts No.	Description	Q'ty	Applicable Machine No.	Remarks
16- 1	1E6-14101-60	CARBURETOR ASS'Y	1		
2	193-14142-35	. JET, pilot (#35)	1		
3	583-14141-52	. NOZZLE, main (Q-2)	1		
4	583-14148-00	. PIPE, needle jet with O-ring	1		
5	137-14143-40	. JET, main (#200)	} U.R 1		STD
	137-14143-42	. JET, main (#210)			
	137-14143-44	. JET, main (#220)			
6	168-14190-25	. VALVE SEAT ASS'Y	1		
7	214-14195-00	. WASHER, valve seat	1		
8	583-14185-00	. FLOAT	1		
9	127-14186-00	. PIN, float	1		
10	583-14184-00	. GASKET, float chamber	1		
11	583-14181-00	. BODY, float chamber	1		
12	92901-06100	. WASHER, spring	4		
13	92501-06015	. SCREW, panhead	4		
14	558-14147-00	. O-RING	1		
15	500-14115-00	. PLUG, screw	1		
16	583-14112-45	. VALVE, throttle (C.A-4.5)	1		
17	316-14116-10	. NEEDLE (5J10-3)	1		
18	164-14137-00	. CLIP, needle	1		
19	583-14291-00	. BRACKET, throttle valve	1		
20	98501-04012	. SCREW, panhead	2		
21	92901-04100	. WASHER, spring	2		
22	583-14274-00	. CONNECTOR	1		
23	583-14933-00	. SPRING	1		
24	583-14558-00	. PIN 2	2		
25	583-14386-00	. PIN 1	1		
26	583-14951-00	. WASHER	1		
27	583-14216-00	. BOLT, connector fitting	1		
28	583-14292-00	. LEVER, throttle valve	1		
29	583-14592-00	. BOLT, throttle valve	1		
30	583-14597-00	. WASHER, throttle lever	1		

Fig. 16 CARBURETOR



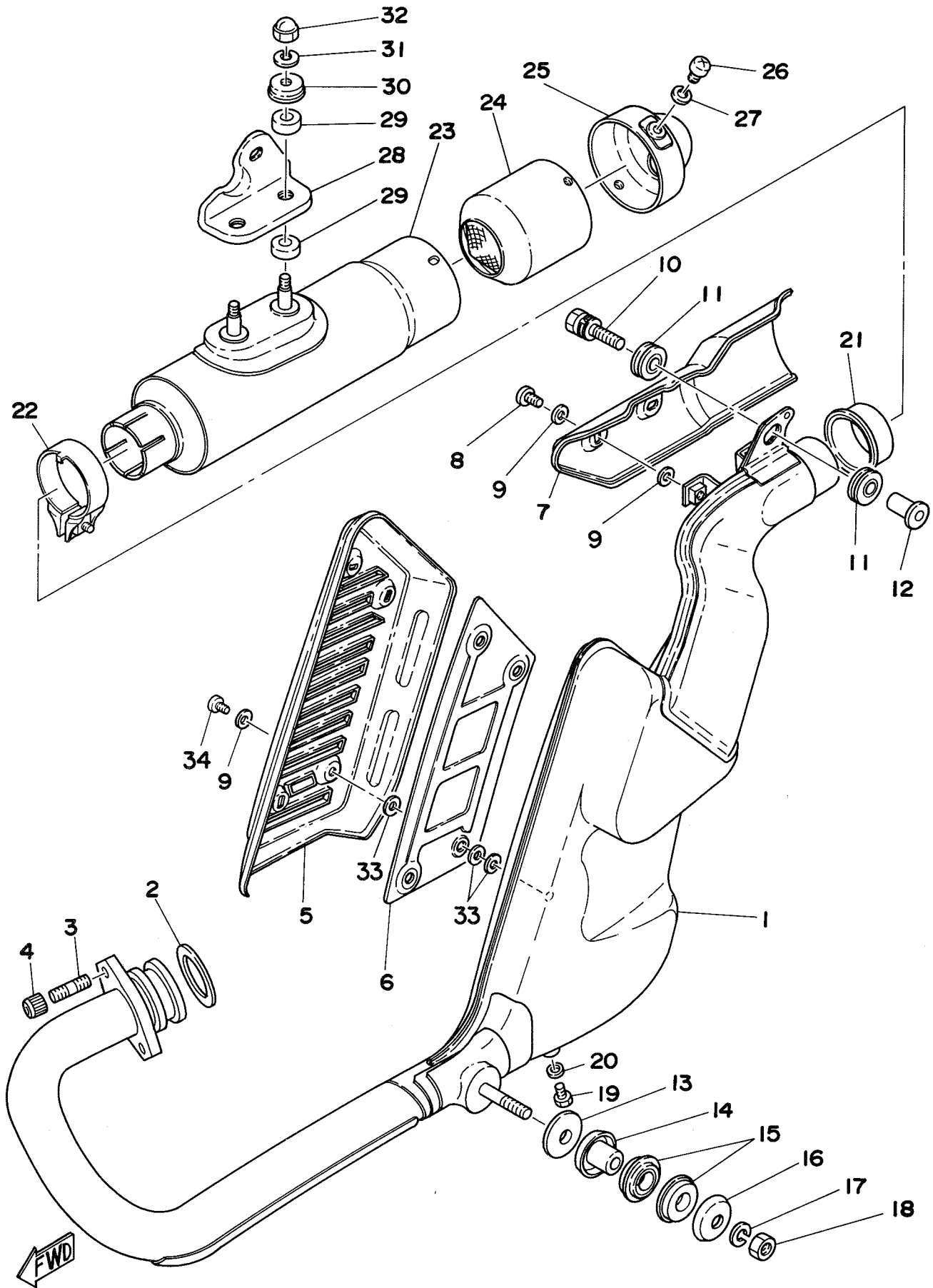
Ref. No.	Parts No.	Description	Q'ty	Applicable Machine No.	Remarks
16-31	583-14536-00	. GASKET .....	1		
32	583-14158-00	. TOP, mixing chamber .....	1		
33	98503-04015	. SCREW, panhead .....	2		
34	92901-04100	. WASHER, spring .....	2		
35	127-14134-00	. SPRING, air adjusting .....	1		
36	354-14147-00	. O-RING .....	1		
37	525-14123-00	. SCREW, air adjusting .....	1		
38	583-14264-00	. SPACER, throttle lever .....	1		
39	583-14571-00	. BRACKET .....	1		
40	98501-05012	. SCREW, panhead .....	2		
41	92901-05100	. WASHER, spring .....	2		
42	583-14131-01	. SPRING, throttle lever return .....	1		
43	583-14239-01	. SEAL, throttle lever shaft .....	1		
44	583-14265-00	. WASHER, throttle lever shaft .....	1		
45	583-14215-00	. SHAFT, throttle lever .....	1		
46	583-14573-00	. LEVER, throttle .....	1		
47	92901-08100	. WASHER, spring .....	1		
48	812-14594-00	. NUT, throttle lever .....	1		
49	583-14133-00	. SPRING, throttle stop .....	2		
50	583-14245-00	. SCREW .....	1		
51	583-14121-00	. SCREW, throttle stop .....	1		
52	583-14171-01	. PLUNGER, starter .....	1		
53	500-14135-00	. SPRING, plunger .....	1		
54	583-14562-00	. O-RING .....	1		
55	583-14174-00	. CAP, plunger .....	1		
56	802-14173-00	. COVER, plunger cap .....	1		
57	583-14918-00	. RING, plunger starter .....	1		
58	737-14137-00	. CLIP, plunger starter .....	1		
59	583-14175-01	. LEVER, starter .....	1		
60	583-14594-00	. COLLAR, starter lever .....	1		
61	92501-06012	. SCREW, panhead .....	1		
62	92901-06100	. WASHER, spring .....	1		

Fig. 16 CARBURETOR



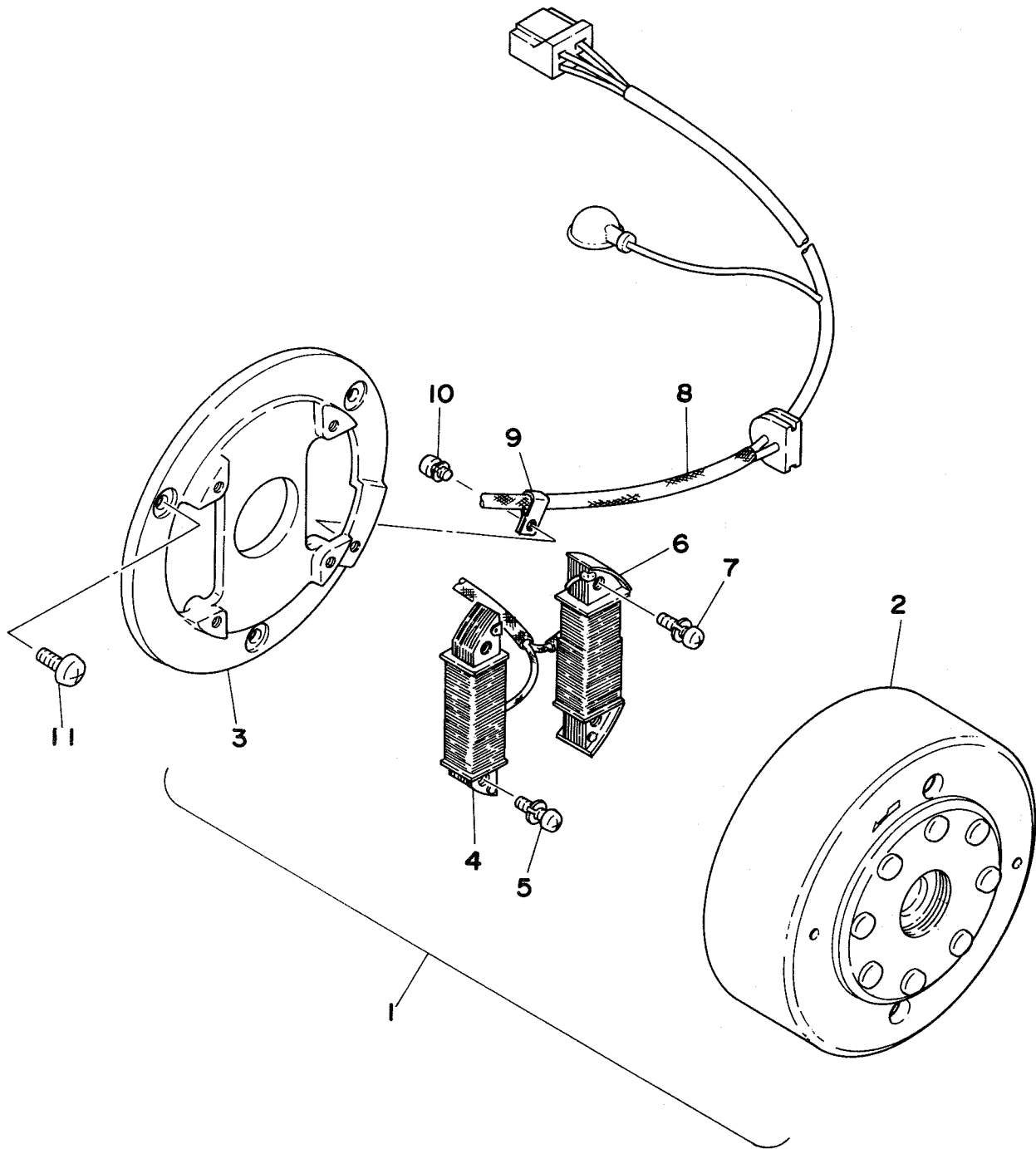
Ref. No.	Parts No.	Description	Q'ty	Applicable Machine No.	Remarks
16-63	583-14589-00	. SPRING .....	1		
64	93501-08001	. BALL (1/8 inch) .....	1		
65	1E6-14197-00	. PIPE, air vent (5-200) .....	1		
66	432-14197-00	. PIPE, air vent (3.5-350) .....	1		
67	341-14991-00	. PLUG, screw .....	1		
68	584-14956-00	. WASHER .....	1		

Fig. 17 EXHAUST



Ref. No.	Parts No.	Description	Q'ty	Applicable Machine No.	Remarks
17- 1	1E6-14610-01	EXHAUST PIPE ASS'Y	1		
2	90430-38054	GASKET (256-14613-00)	1		
3	95621-08615	BOLT, stud	2		
4	90179-08004	NUT	2		
5	1E6-14718-00	PROTECTOR, muffler 1	1		
6	583-14738-00	PROTECTOR, muffler 3	1		
7	1E6-14728-00	PROTECTOR, muffler 2	1		
8	91906-06010	SCREW, bind	2		
9	583-14766-00	WASHER, protector	8		
10	90119-08014	BOLT	1		
11	583-14757-00	DAMPER, muffler 2	2		
12	90387-08527	COLLAR	1		
13	90202-10098	WASHER	1		
14	583-14763-00	SPACER	1		
15	583-14747-00	DAMPER muffler	2		
16	90209-10140	WASHER	1		
17	92901-10100	WASHER, spring	1		
18	95301-10600	NUT	1		
19	97301-06010	BOLT, hexagon	1		
20	583-14766-00	WASHER, protector	1		
21	583-14714-01	GASKET, muffler joint	1		
22	1E6-14788-02	BAND, silencer	1		
23	1E6-14753-00	SILENCER	1		
24	1E6-14786-01	ARRESTAR, spark	1		Skyway
25	1E6-14752-00	PIPE, outlet	1		
26	97301-06010	BOLT, hexagon	2		
27	92901-06100	WASHER, spring	2		
28	1E6-14781-00	STAY, silencer	1		
29	438-14757-00	DAMPER, muffler	4		
30	90209-06061	WASHER (438-14759-00)	2		
31	92901-06100	WASHER, spring	2		
32	95301-06800	NUT, crown	2		
33	1E6-14766-01	WASHER, protector	12		
34	91906-06015	SCREW, bind	4		

Fig. 18 FLYWHEEL MAGNETO



Ref. No.	Parts No.	Description	Q'ty	Applicable Machine No.	Remarks
18- 1	1E6-81300-51	FLYWHEEL MAGNETO ASS'Y	..... 1		
2	1E6-81350-50	. ROTOR COMP.	..... 1		
3	583-81309-50	. BASE, flywheel magneto	..... 1		
4	583-81311-50	. COIL, ignition source	..... 1		
5	583-81345-50	. SCREW, panhead (5-22)	..... 2		
6	1E6-81313-51	. COIL, lighting	..... 1		
7	583-81345-50	. SCREW, panhead (5-22)	..... 2		
8	1E6-81315-50	. LEAD WIRE ASS'Y	..... 1		
9	1E6-81328-50	. CLAMP, lead wire	..... 1		
10	583-81346-50	. SCREW, panhead (4-6)	..... 1		
11	92501-06015	SCREW, panhead	..... 3		



# CHASSIS


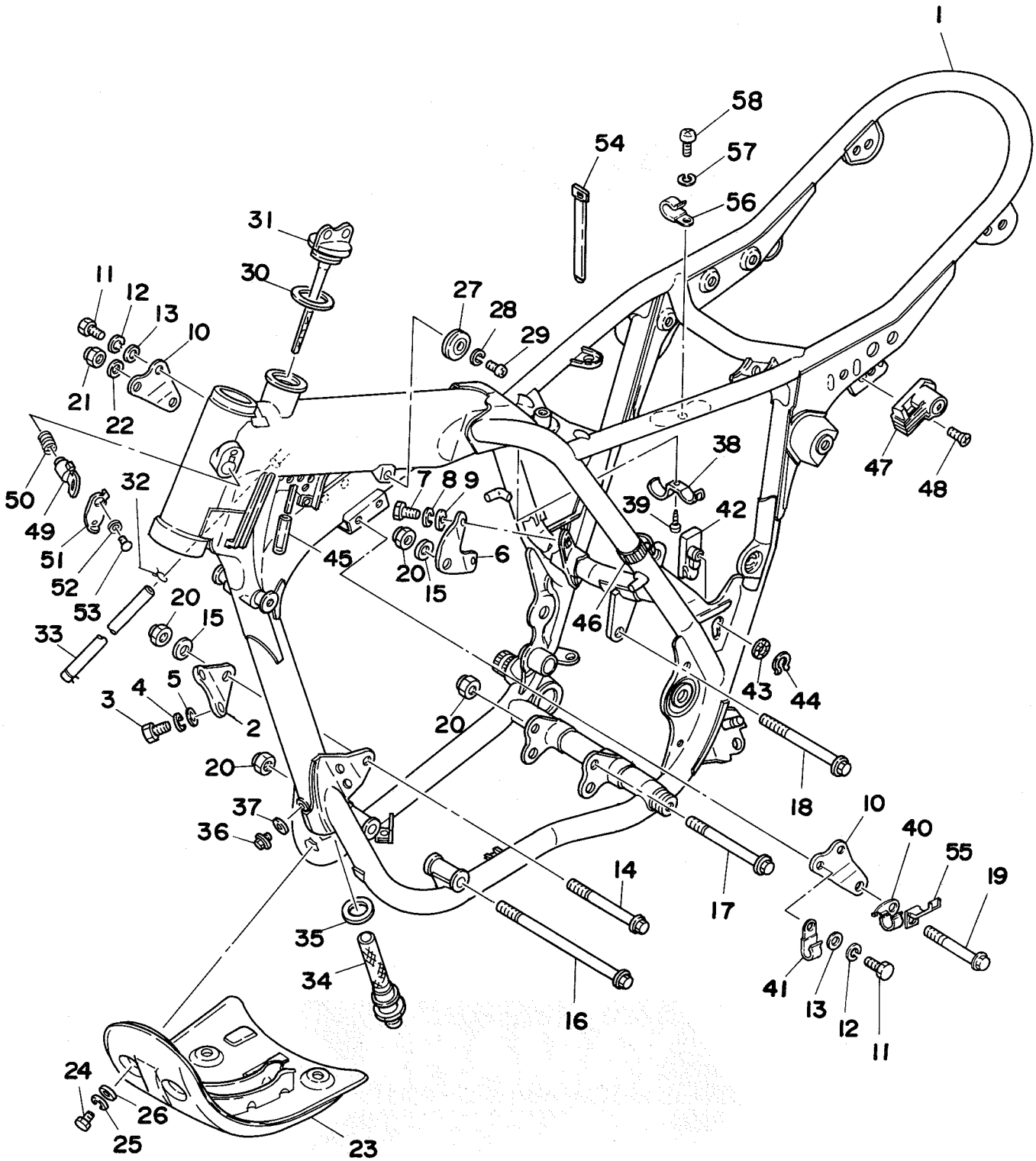
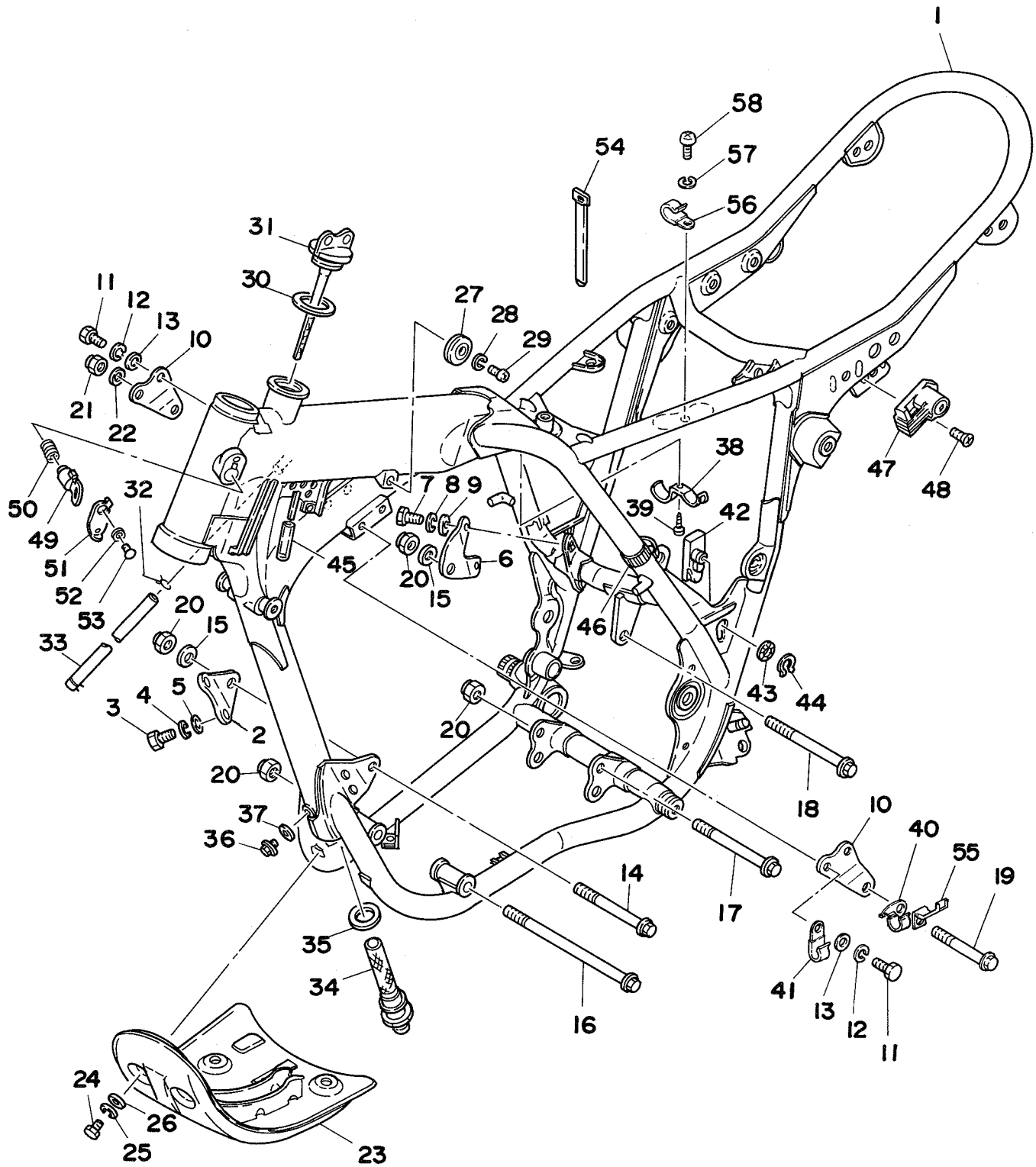


Fig. 19 FRAME



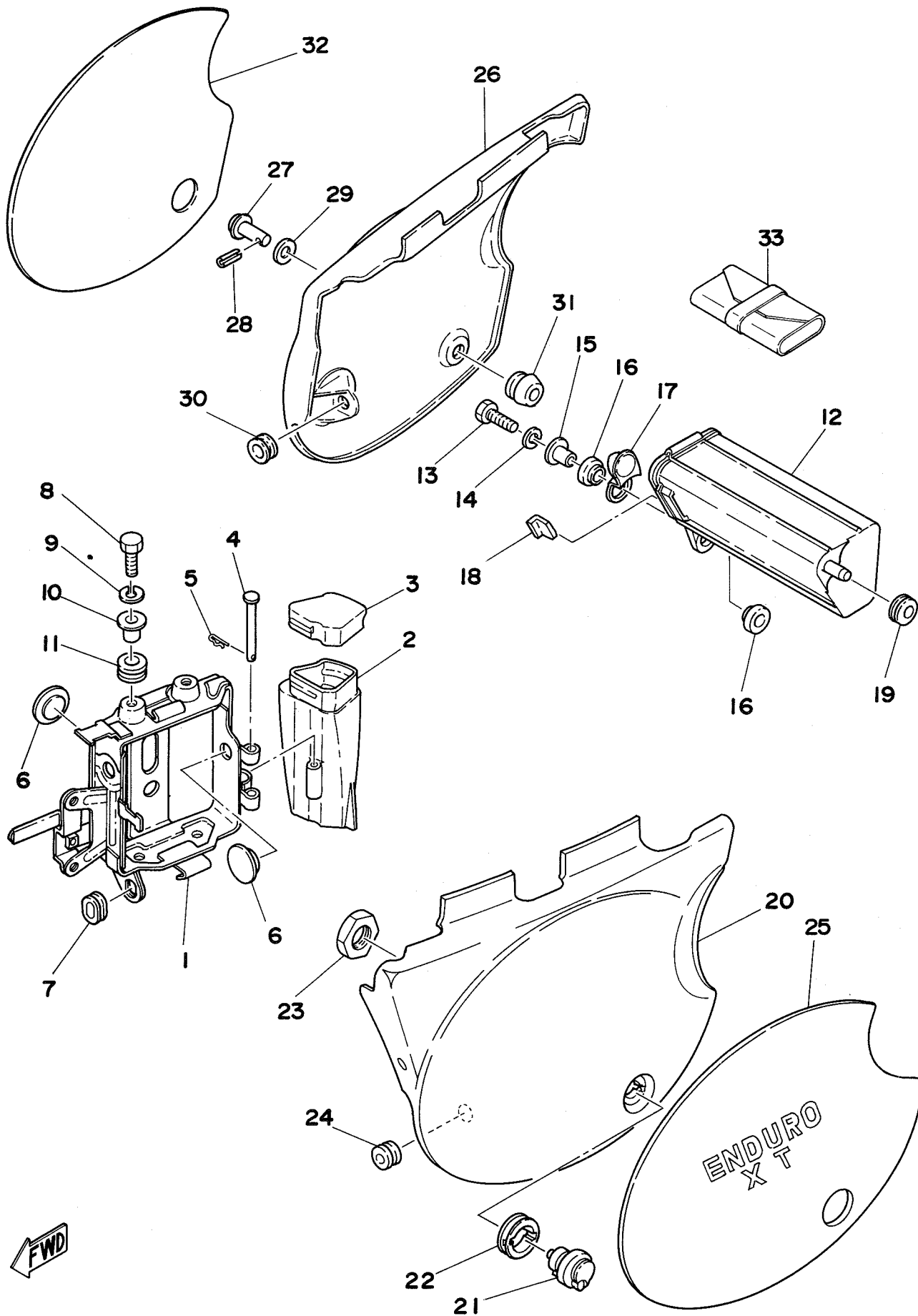
Ref. No.	Parts No.	Description	Q'ty	Applicable Machine No.	Remarks
19- 1	1E6-21110-00-33	FRAME COMP. ....	1		Yamaha Black
2	583-21316-00	STAY, engine mount .....	1		
3	97321-08025	BOLT .....	2		
4	92901-08100	WASHER, spring .....	2		
5	92901-08600	WASHER, plain .....	2		
6	583-21317-00	STAY, engine mount rear .....	1		
7	97321-08025	BOLT .....	2		
8	92901-08100	WASHER, spring .....	2		
9	92901-08600	WASHER, plate .....	2		
10	583-21315-00	STAY, engine 1 .....	2		
11	97321-08018	BOLT .....	4		
12	92901-08100	WASHER, spring .....	4		
13	92901-08600	WASHER, plate .....	4		
14	90105-10039	BOLT .....	1		M10-100ℓ
15	90201-10126	WASHER, plate (647-11557-00) .....	2		
16	90105-10063	BOLT .....	1		M10-185ℓ
17	90105-10050	BOLT .....	1		M10-110ℓ
18	90105-10051	BOLT, flange .....	1		M10-115ℓ
19	90105-08064	BOLT, flange .....	1		M8-80ℓ
20	90185-10035	NUT, self locking .....	4		
21	90185-08054	NUT, self locking .....	1		
22	90208-08011	WASHER, conical spring (838-24746-00) .....	1		
23	583-21471-00	PROTECTOR, engine .....	1		
24	97301-06012	BOLT .....	4		
25	92901-06100	WASHER, spring .....	4		
26	92901-06600	WASHER, plain .....	4		
27	583-24181-00	DAMPER, tank locating .....	2		
28	92901-05100	WASHER, spring .....	2		
29	98501-05012	SCREW, panhead .....	2		
30	90430-27124	GASKET .....	1		
31	583-21771-00	BODY, oil tank cap .....	1		
32	90467-10008	CLIP (143-24356-00) .....	2		

Fig. 19 FRAME



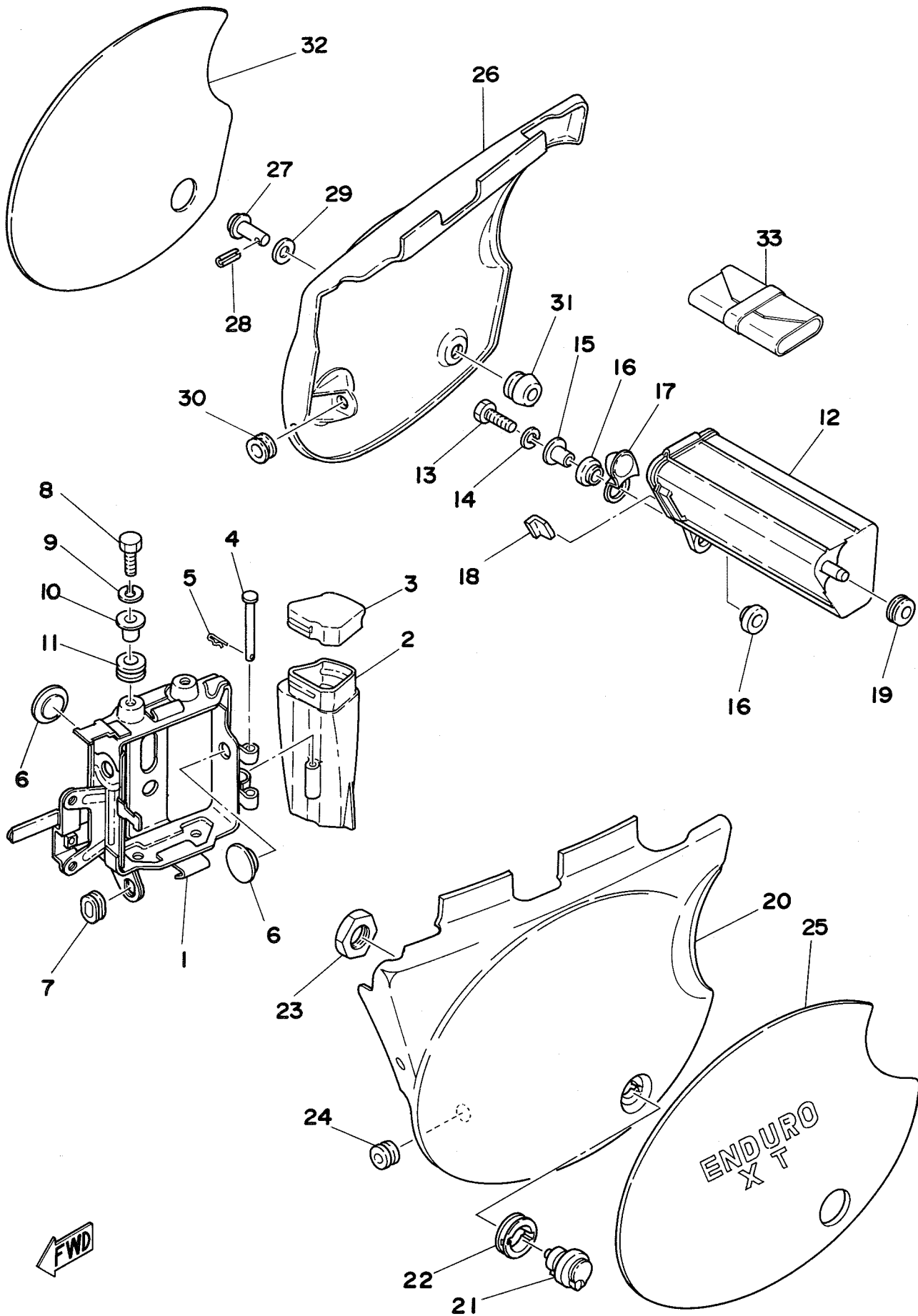
Ref. No.	Parts No.	Description	Q'ty	Applicable Machine No.	Remarks
19-33	90445-11289	HOSE (7-200)	1		
34	583-21756-00	NET, oil tank filter	1		
35	90430-22123	GASKET	1		
36	90105-08003	BOLT, flange (834-16777-00)	1		
37	90430-08119	GASKET	1		
38	583-21755-00	CLAMP, oil pipe	1		
39	97701-50110	SCREW, panhead tapping	1		
40	90465-10090	CLAMP	1		
41	90465-10018	CLAMP (834-21823-00)	1		
42	583-22147-01	PROTECTOR, chain	1		
43	90206-15023	WASHER, wave	1		
44	93410-15005	CIRCLIP (S-15)	1		
45	90446-07114	HOSE (6-40)	1		
46	437-83936-00	BAND	1		
47	1E6-21308-00	HELMET HANGER ASS'Y	1		
48	92701-06018	SCREW, flathead	1		
49	1E6-23408-00	STEERING LOCK ASS'Y	1		
50	90502-09024	SPRING, conical (214-23485-00)	1		
51	584-23484-00	CAP, handle lock	1		
52	90206-04003	WASHER, wave	1		
53	90269-04003	RIVET (214-23483-00)	1		
54	366-82591-00	BAND	1		
55	90465-08088	CLAMP	1		
56	90465-08028	CLAMP	1		
57	92901-06100	WASHER, spring	1		
58	92501-06015	SCREW, panhead	1		

Fig. 20 SIDE COVER - BATTERY BOX



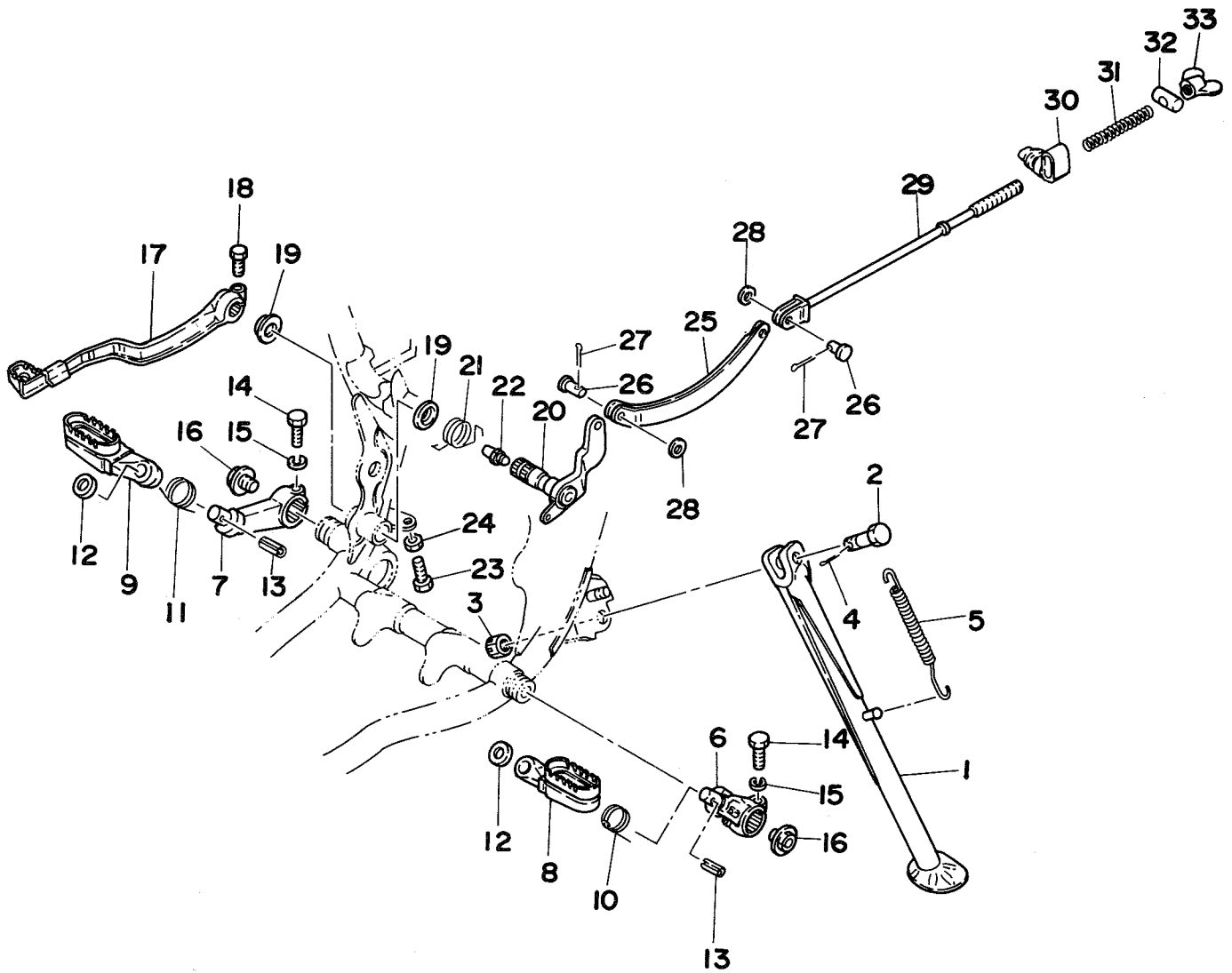
Ref. No.	Parts No.	Description	Q'ty	Applicable Machine No.	Remarks
20- 1	1E6-21240-00	BATTERY BOX COMP. ....	1		
2	1E6-21245-00	BOX, pouch .....	1		
3	1E6-21399-00	CAP, pouch box .....	1		
4	91501-05055	PIN, clevis .....	1		
5	90468-10050	CLIP (156-83525-00) .....	1		
6	371-82121-00	PAD, battery .....	4		
7	90480-01176	GROMMET .....	1		
8	97301-06025	BOLT .....	2		
9	92901-06100	WASHER, spring .....	2		
10	90387-07391	COLLAR (437-21633-00) .....	2		
11	90480-14102	GROMMET (214-21717-00) .....	2		
12	1E6-21171-00	BOX, tool .....	1		
13	97301-06025	BOLT .....	1		
14	92901-06100	WASHER, spring .....	1		
15	90387-06388	COLLAR (322-21544-00) .....	1		
16	322-21541-00	DAMPER, fender .....	2		
17	1E6-21715-00	WASHER, special .....	1		
18	90480-16185	GROMMET .....	1		
19	90480-15058	GROMMET .....	1		
20	1E6-21711-00	COVER, side left .....	1		Clean White
21	1E6-21708-00	SIDE COVER LOCK ASS'Y .....	1		
22	90480-24186	GROMMET .....	1		
23	90170-22187	NUT .....	1		
24	90480-01176	GROMMET .....	1		
25	1E6-21786-00	EMBLEM, side cover left .....	1		
26	583-21721-00	COVER, side right .....	1		Clean White
27	583-21714-00	KNOB, side cover .....	1		
28	91609-25018	PIN, spring .....	1		
29	90201-06063	WASHER, plate (810-77318-00) .....	1		
30	583-21747-00	DAMPER, side cover .....	1		

Fig. 20 SIDE COVER - BATTERY BOX



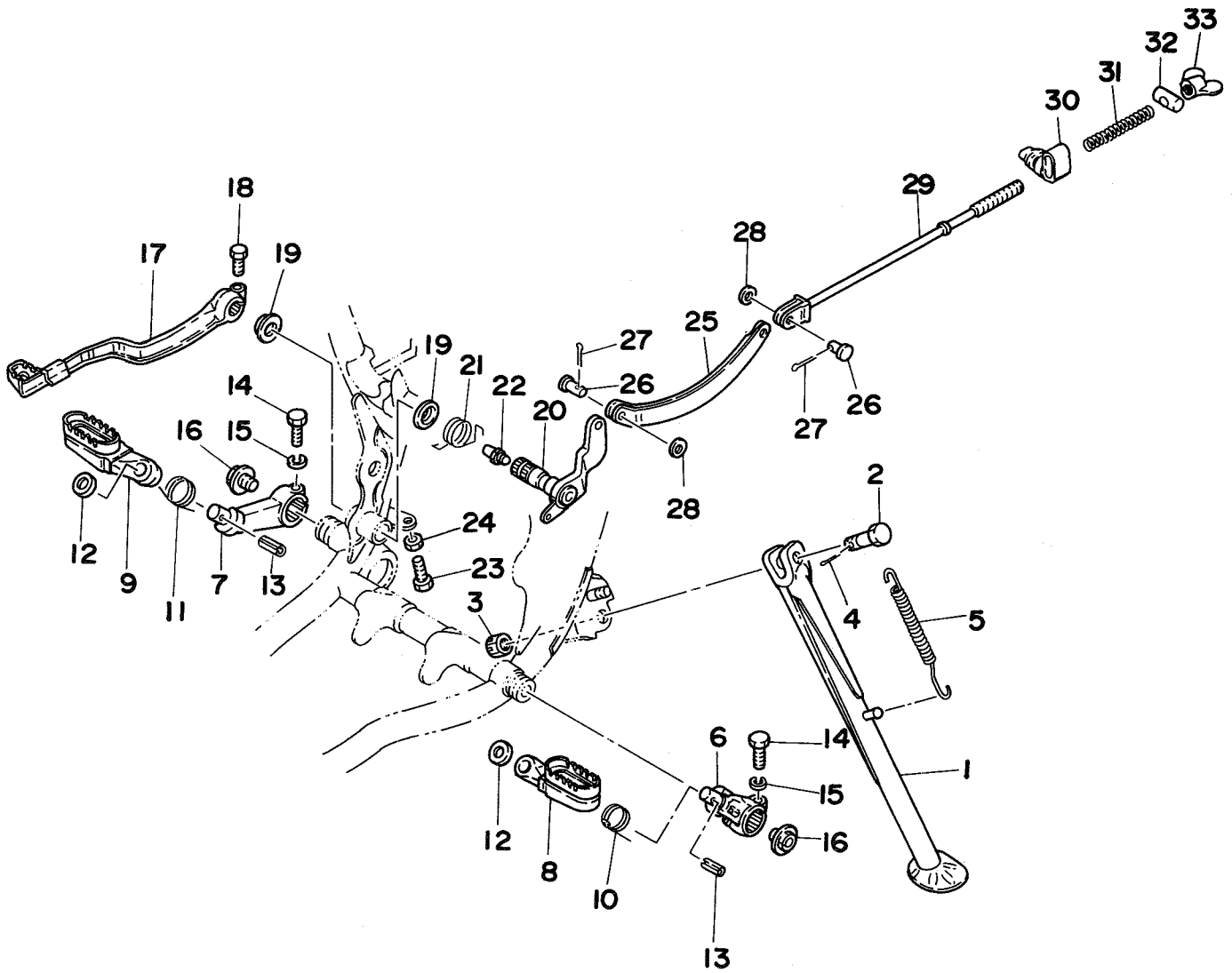
Ref. No.	Parts No.	Description	Q'ty	Applicable Machine No.	Remarks
20-31	90480-01176	GROMMET .....	1		
32	1E6-21787-00	EMBLEM, side cover right .....	1		
33	1E6-28100-10	TOOL ASS'Y .....	1		

Fig. 21 STAND · FOOTREST · BRAKE PEDAL



Ref. No.	Parts No.	Description	Q'ty	Applicable Machine No.	Remarks
21- 1	583-27311-00	STAND, side .....	1		
2	90102-10006	BOLT (278-27317-00) .....	1		
3	95302-10900	NUT, slotted .....	1		
4	91401-20025	PIN, cotter .....	1		
5	90507-29021	SPRING, tension .....	1		
6	583-27412-00	BRACKET, footrest left .....	1		
7	583-27422-00	BRACKET, footrest right .....	1		
8	1E6-27411-10	FOOTREST, left .....	1		
9	1E6-27421-10	FOOTREST, right .....	1		
10	90508-26277	SPRING, torsion .....	1		
11	90508-26276	SPRING, torsion .....	1		
12	90201-12174	WASHER, plate (183-22142-10) .....	2		
13	91609-30020	PIN, spring .....	2		
14	97301-08025	BOLT .....	2		
15	92901-08100	WASHER, spring .....	2		
16	90109-10174	BOLT .....	2		
17	583-27211-01-33	PEDAL, brake .....	1		
18	97301-06020	BOLT .....	1		
19	498-27235-00	COVER, dust .....	2		
20	1E6-27252-00	LEVER, brake pedal .....	1		
21	90508-32278	SPRING, torsion .....	1		
22	93700-06004	NIPPLE, grease .....	1		
23	90153-06008	SCREW (341-27217-00) .....	1		
24	90170-06184	NUT .....	1		
25	583-27241-00	JOINT, rod .....	1		
26	90240-08051	PIN, with hole .....	2		
27	91401-20012	PIN, cotter .....	2		
28	90201-08084	WASHER, plate (807-14167-00) .....	2		
29	583-27231-00	ROD, brake .....	1		
30	1E6-27244-00	COVER, brake rod .....	1		

Fig. 21 STAND · FOOTREST · BRAKE PEDAL



Ref. No.	Parts No.	Description	Q'ty	Applicable Machine No.	Remarks
21-31	90501-10245	SPRING, rod (180-27236-00)	..... 1		
32	90249-12069	PIN (431-27237-00)	..... 1		
33	90175-06013	NUT, wing	..... 1		



Ref. No.	Parts No.	Description	Q'ty	Applicable Machine No.	Remarks
22- 1	1E6-22110-00-33	REAR ARM COMP. ....	1		Yamaha Black
2	483-22124-00	BUSHING .....	1		
3	93317-22208	BEARING .....	2		
4	93108-35004	OIL SEAL (OSO-35-41.5-8) .....	2		
5	93342-22205	BEARING .....	2		
6	90201-22284	WASHER, plate .....	U.R		
7	483-22129-01	COVER, thrust .....	2		
8	431-22151-02	SEAL, guard .....	1		
9	583-22141-00	SHAFT, pivot .....	1		
10	92901-16100	WASHER, spring .....	1		
11	90170-16111	NUT .....	1		
12	1E6-22210-00	REAR CUSHION ASS'Y .....	2		
13	583-22212-00	. SPRING, rear cushion .....	2		
14	583-22211-00	. GUIDE, spring .....	2		
15	583-22214-00	. SEAT, spring lower .....	2		
16	90109-10420	BOLT .....	4		
17	438-22318-00-33	GUARD, chain .....	1		Yamaha Black
18	92901-06100	WASHER, spring .....	2		
19	97301-06018	BOLT .....	2		
20	97301-08016	BOLT .....	1		
21	92901-06100	WASHER, spring .....	1		
22	1E6-22311-00-33	CASE, chain .....	1		Yamaha Black
23	90480-12188	GROMMET .....	3		
24	90560-05001	SPACER (214-22317-00) .....	3		
25	90201-06407	WASHER, plate .....	3		
26	92901-05100	WASHER, spring .....	3		
27	98501-05012	SCREW, panhead .....	3		
28	93700-06004	NIPPLE, grease .....	1		

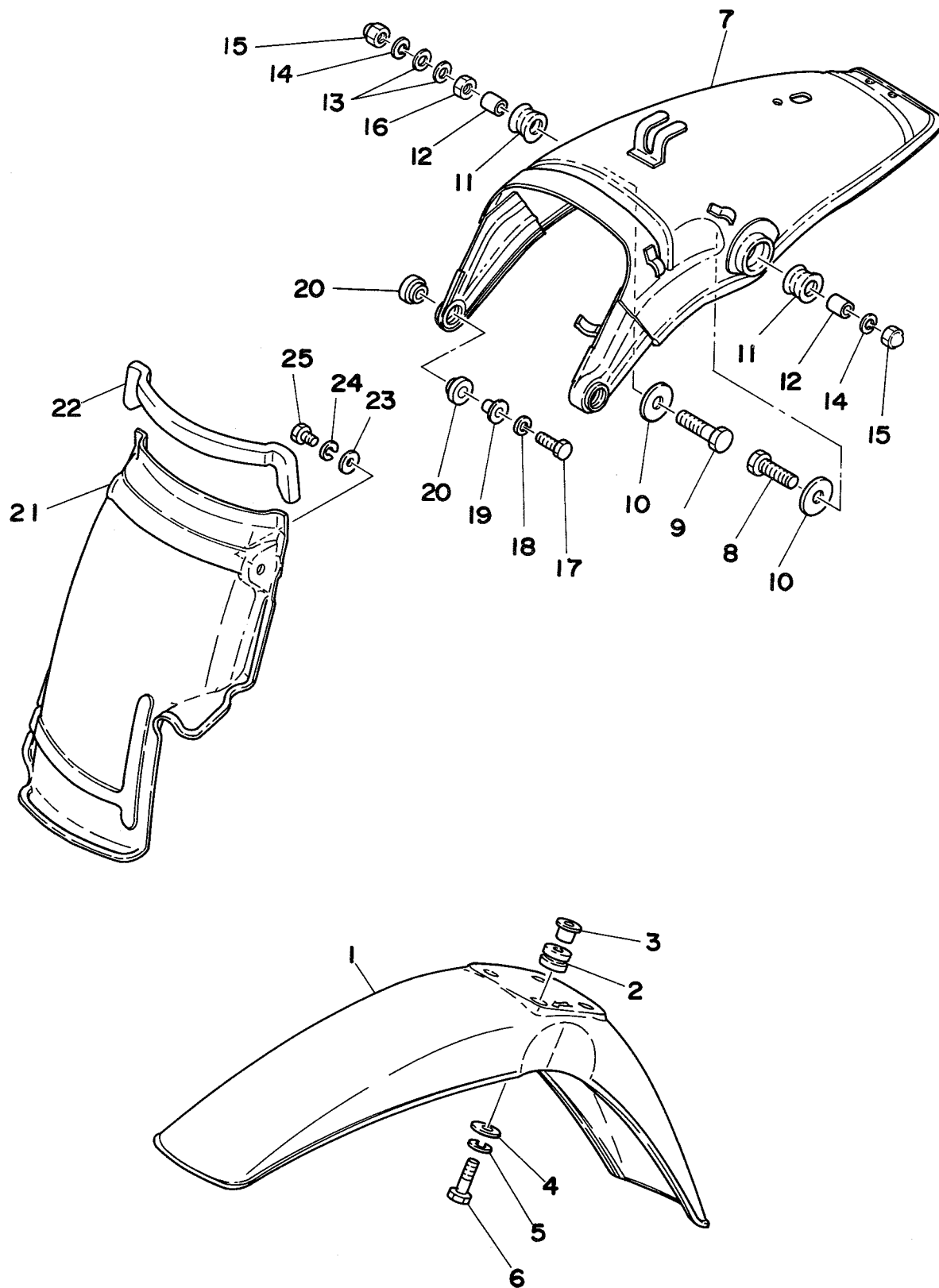


Ref. No.	Parts No.	Description	Q'ty	Applicable Machine No.	Remarks
----------	-----------	-------------	------	---------------------------	---------

**OPTIONAL PARTS**

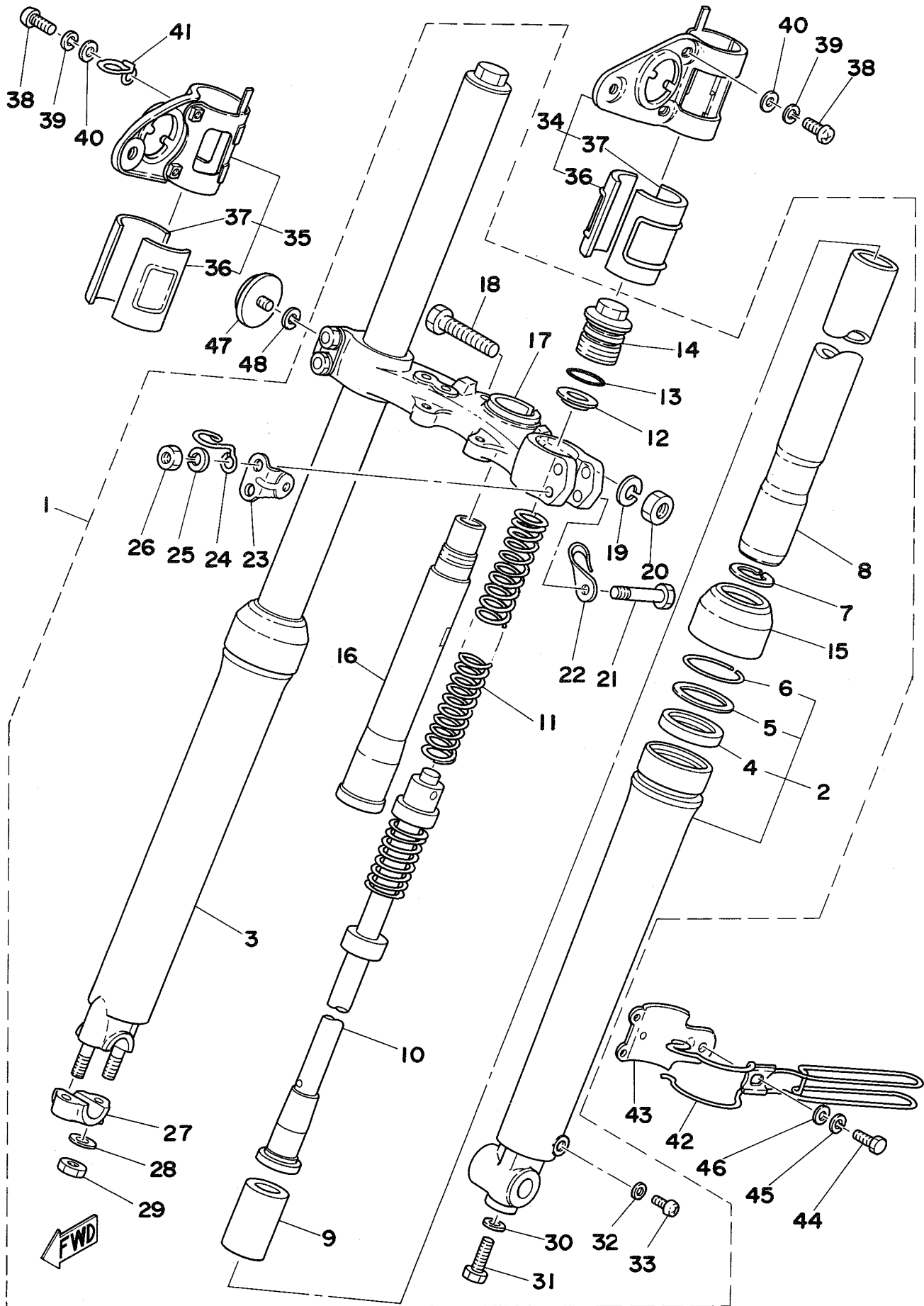
22-29	1E6-27430-00	REAR FOOTREST ASS'Y .....	2		
30	465-27431-00	. ARM, rear footrest .....	2		
31	120-27432-02	. BRACKET, rear footrest .....	2		
32	120-27433-00	. COVER, footrest .....	2		
33	90201-20279	. WASHER .....	2		
34	90240-06052	. PIN, with hole .....	2		
35	90170-12062	. NUT .....	2		
36	91401-16015	. PIN, cotter .....	2		
37	90201-06055	. WASHER, plate .....	2		

Fig. 23 FRONT FENDER · REAR FENDER



Ref. No.	Parts No.	Description	Q'ty	Applicable Machine No.	Remarks
23- 1	583-21511-00	FENDER, front	1		Clean White
2	90480-14198	GROMMET	4		
3	90387-06388	COLLAR (322-21544-00)	4		
4	90201-06067	WASHER, plate (116-28324-00)	4		
5	92901-06100	WASHER, spring	4		
6	97301-06030	BOLT	4		
7	1E6-21610-00-36	FENDER, rear	1		Clean White
8	97301-08035	BOLT	1		
9	97301-08045	BOLT	1		
10	90201-08113	WASHER (611-48556-30)	2		
11	1E6-21639-00	DAMPER, rear fender	2		
12	90387-08258	COLLAR	2		
13	92901-08258	WASHER, plain	2		
14	92901-08200	WASHER, spring	2		
15	95303-08800	NUT, crown	2		
16	95301-08600	NUT	1		
17	97321-06025	BOLT	2		
18	92901-06100	WASHER, spring	2		
19	90387-07391	COLLAR (437-21633-00)	2		
20	1E6-21638-00	DAMPER, front fender	4		
21	583-21629-00	GUARD, mud	1		
22	583-21746-00	SEAL, box	1		
23	90201-06571	WASHER, plate	3		
24	92901-06100	WASHER, spring	3		
25	97321-06015	BOLT	3		

Fig. 24 FRONT FORK



Ref. No.	Parts No.	Description	Q'ty	Applicable Machine No.	Remarks
24- 1	1E6-23101-00	FRONT FORK ASS'Y	1		
2	583-23126-01	. TUBE, outer left	1		
3	583-23136-01	. TUBE, outer right	1		
4	583-23145-00	. . OIL SEAL	2		
5	341-23146-50	. . WASHER, oil seal	2		
6	341-23156-50	. . CLIP, oil seal	2		
7	93450-30039	. CIRCLIP	2		
8	583-23124-00	. TUBE, inner	2		
9	583-23171-00	. PISTON, front fork	2		
10	583-23170-00	. CYLINDER COMP., front fork	2		
11	583-23141-00	. SPRING, front fork	2		
12	583-23142-00	. SEAT, spring upper	2		
13	240-23114-00	. O-RING	2		
14	583-23111-00	. BOLT, cap	2		
15	583-23144-00	. SEAL, dust	2		
16	1E6-23341-00	. STEERING SHAFT COMP.	1		
17	583-23345-00-33	. UNDER BRACKET COMP.	1		Yamaha Black
18	322-23356-00	. BOLT	1		
19	92901-10100	. WASHER, spring	1		
20	322-23357-00	. NUT	1		
21	90109-08397	. BOLT	4		
22	90462-08024	. CLAMP	1		
23	1E6-23122-00-33	. BRACKET, reflecter	2		Yamaha Black
24	1E6-23317-00	. HOLDER, wire 1	1		
25	92901-08100	. WASHER, spring	4		
26	90170-08180	. NUT U	4		
27	291-23167-60	. HOLDER, axle	1		
28	92901-08600	. WASHER, plate	2		
29	90185-08054	. NUT	2		
30	509-23158-L0	. GASKET	2		
31	278-23181-50	. BOLT	2		
32	122-23129-00	. GASKET, drain plug	2		

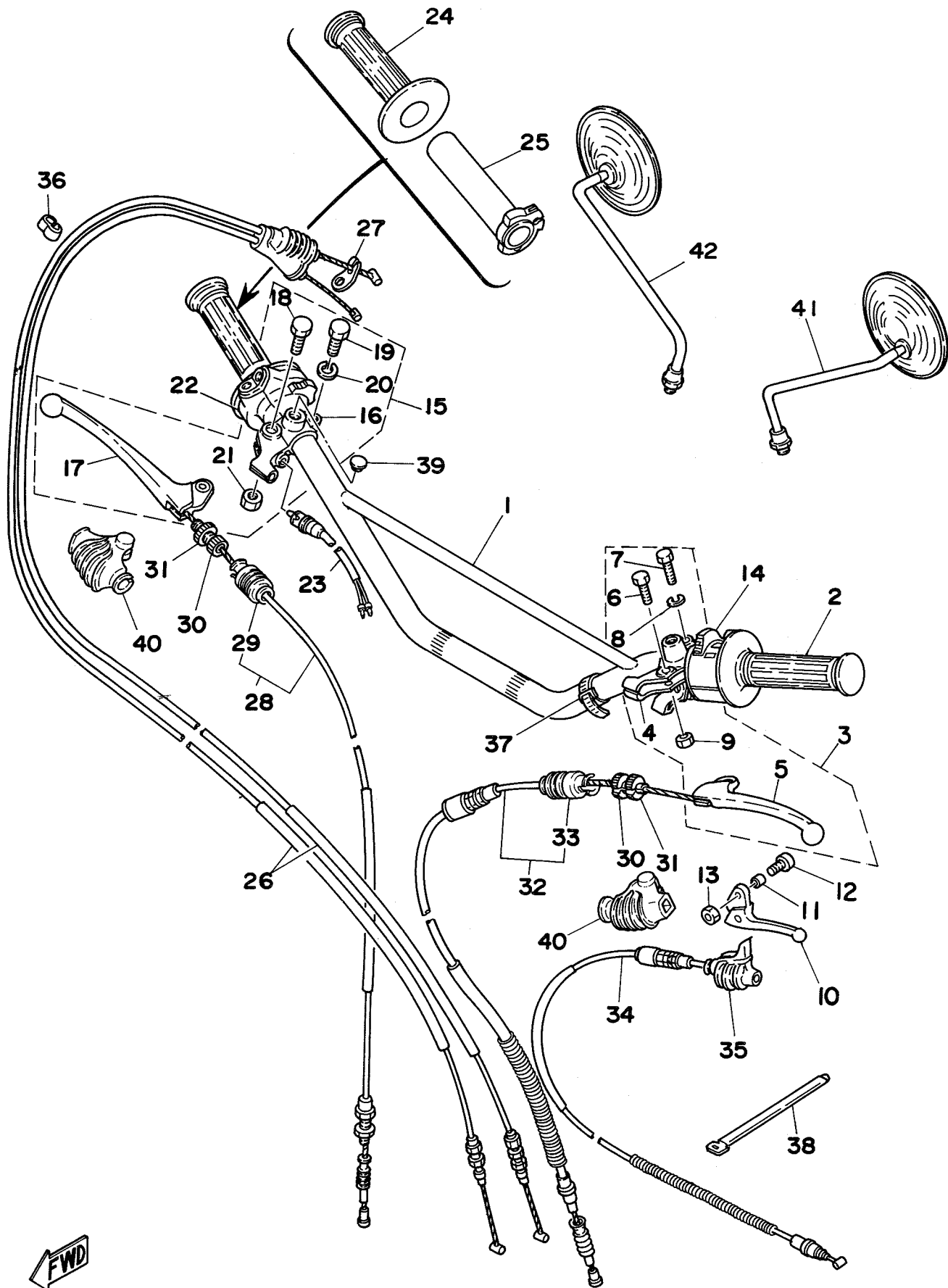


Ref. No.	Parts No.	Description	Q'ty	Applicable Machine No.	Remarks
24-33	122-23119-01	. PLUG, drain	2		
34	1E6-23121-00-33	COVER, upper left	1		Yamaha Black
35	1E6-23131-00-33	COVER, upper right	1		Yamaha Black
36	1E6-23137-00	. GASKET (S)	2		
37	1E6-23138-00	. GASKET (L)	2		
38	92501-06020	SCREW, panhead	4		
39	92901-06100	WASHER, spring	4		
40	92901-06600	WASHER, plate	4		
41	1E6-23389-00	GUIDE, wire	1		
42	1E6-23318-00	HOLDER, wire 2	1		
43	1E6-23319-00	HOLDER, wire 3	1		
44	97301-06020	BOLT, hexagon	1		
45	92901-06100	WASHER, spring	1		
46	92901-06600	WASHER, plate	1		
47	371-85111-00	REFLECTOR	2		
48	92901-05100	WASHER, spring	2		



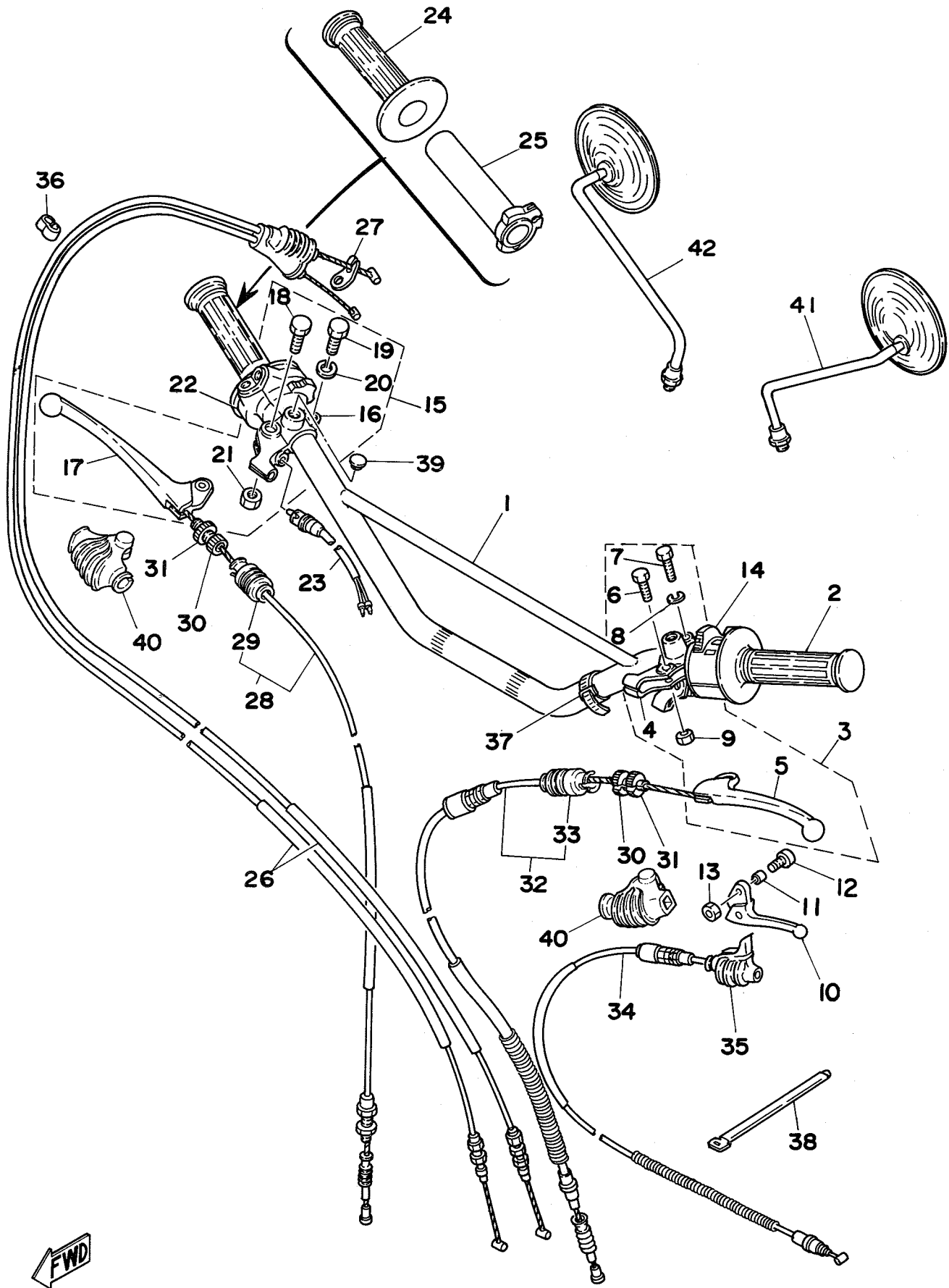
Ref. No.	Parts No.	Description	Q'ty	Applicable Machine No.	Remarks
25- 1	164-23462-00	SEAL, dust	1		
2	156-23411-00	RACE, ball 1	1		
3	93501-04011	BALL (1/4 inch)	19		
4	156-23412-00	RACE, ball 2	1		
5	122-23412-00	RACE, ball 2	1		
6	93503-16010	BALL (3/16 inch)	22		
7	122-23411-00	RACE, ball 1	1		
8	583-23416-01	COVER, ball race	1		
9	90179-25033	NUT (137-23454-00)	1		
10	1E6-23435-00-98	CROWN, handle	1		Frosting Black
11	90106-14017	BOLT	1		
12	97313-08055	BOLT	3		
13	90201-08083	WASHER, plate (156-27226-00)	6		
14	95601-08100	NUT U	3		
15	1E6-23317-00	HOLDER, wire	1		
16	583-23469-00	CAP, bolt	1		
17	97323-08040	BOLT	4		
18	92901-08100	WASHER, spring	4		
19	90201-08083	WASHER, plate (156-27226-00)	4		
20	1E6-23441-00	HOLDER, handle upper	2		Frosting Black
21	1E6-23442-00	HOLDER, handle under	2		Frosting Black
22	90209-12143	WASHER	2		
23	1E6-23434-00	BUSHING, rubber	4		
24	90209-10142	WASHER	2		
25	584-82519-00	WIRE, earth lead	1		
26	92901-10100	WASHER, spring	2		
27	95301-10700	NUT, hexagon	2		
28	90468-12006	CLIP (136-25375-00)	2		
29	90209-14023	WASHER	1		

Fig. 26 HANDLE · WIRE



Ref. No.	Parts No.	Description	Q'ty	Applicable Machine No.	Remarks
26- 1	1E6-26111-00	HANDLE .....	1		
2	1E6-26241-00	GRIP, left .....	1		
3	583-82910-01	LEVER HOLDER ASS'Y, left .....	1		Frosting Black
4	583-82911-01	. HOLDER, lever left .....	1		
5	583-83912-00	. LEVER, left .....	1		
6	90109-06410	. BOLT .....	1		
7	97301-06022	. BOLT .....	1		
8	92901-06100	. WASHER, spring .....	1		
9	95601-06100	. NUT U .....	1		
10	583-83981-00	LEVER, decompression .....	1		
11	583-83913-00	COLLAR, decompression lever .....	1		
12	98501-05018	SCREW, panhead .....	1		
13	95601-05100	NUT U .....	1		
14	1E6-83972-00	SWITCH HANDLE 4 .....	1		
15	1E6-82920-90	LEVER HOLDER ASS'Y, right .....	1		Frosting Black
16	361-82921-31	. HOLDER, lever right .....	1		
17	583-83922-00	. LEVER, right .....	1		
18	90109-06410	. BOLT .....	1		
19	97301-06022	. BOLT .....	1		
20	92901-06100	. WASHER, spring .....	1		
21	95601-06100	. NUT U .....	1		
22	1E6-83976-00	SWITCH, handle 1 .....	1		
23	361-83980-30	FRONT STOP SWITCH ASS'Y .....	1		
24	583-26242-00	GRIP, right .....	1		
25	583-26243-00	TUBE, guide .....	1		
26	583-26301-00	THROTTLE WIRE ASS'Y .....	1		
27	583-26398-00	WASHER, special .....	1		
28	1E6-26341-00	WIRE, brake front (1200mm) .....	1		
29	1E6-26342-00	. COVER, lever .....	1		
30	90123-08046	BOLT, wire adjusting (168-26337-00)	2		
31	90179-08148	NUT (168-26344-00) .....	2		
32	1E6-26335-00	WIRE, clutch (1050mm) .....	1		

Fig. 26 HANDLE · WIRE



Ref. No.	Parts No.	Description	Q'ty	Applicable Machine No.	Remarks
26-33	1E6-26342-00	. COVER, lever	1		
34	1E6-26331-00	WIRE, decompression (750mm)	1		
35	583-26352-00	COVER, decompression wire	1		
36	90468-15009	CLIP, wire (207-26391-00)	1		
37	437-83936-00	BAND	5		
38	341-26397-01	BAND	1		
39	90338-09012	PLUG (341-26329-00)	1		
40	1E6-26372-00	COVER, lever	2		
41	341-26290-10	BACK MIRROR ASS'Y, left	1		
42	341-26290-01	BACK MIRROR ASS'Y, right	1		Optional Parts

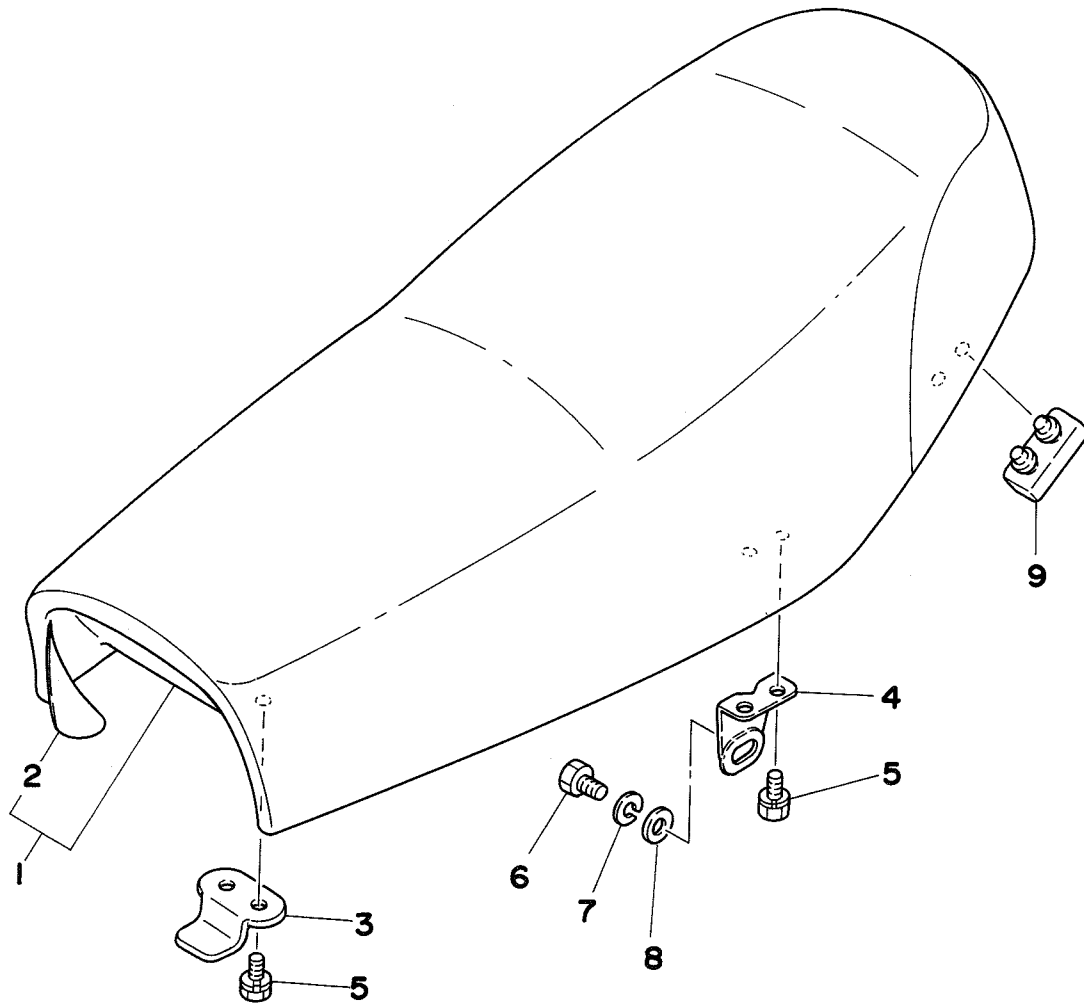


Ref. No.	Parts No.	Description	Q'ty	Applicable Machine No.	Remarks
27- 1	1E6-24110-00-01	FUEL TANK COMP. ....	1		Clean White
	2 583-24244-00	. GRAPHIC, fuel tank 1 (left) .....	1		
	583-24248-00	. GRAPHIC, fuel tank 1 (right) .....	1		
	3 583-24245-00	. GRAPHIC, fuel tank 2 (left) .....	1		
	583-24249-00	. GRAPHIC, fuel tank 2 (right) .....	1		
	4 583-24246-00	. GRAPHIC, fuel tank 3 (left) .....	1		
	583-24254-00	. GRAPHIC, fuel tank 3 (right) .....	1		
	5 583-24247-00	. GRAPHIC, fuel tank 4 (left) .....	1		
	583-24255-00	. GRAPHIC, fuel tank 4 (right) .....	1		
	6 1E6-24189-00	MOLD, fuel tank .....	1		
	7 90468-03063	CLIP .....	6		
	8 322-24611-02	BODY, tank cap .....	1		
	9 90430-35122	GASKET .....	1		
	10 90468-15064	CLIP .....	2		
	11 90445-09111	HOSE (129-24311-00 5-430) .....	1		
	12 90480-22177	GROMMET .....	2		
	13 90387-09506	COLLAR .....	2		
	14 90201-06570	WASHER, plate .....	2		
	15 92901-06100	WASHER, spring .....	2		
	16 97321-06030	BOLT .....	2		
	17 97301-08015	BOLT .....	1		
	18 92901-08100	WASHER, spring .....	1		
	19 90209-08097	WASHER .....	1		
	20 90480-22054	GROMMET .....	1		
	21 583-24182-00	DAMPER, tank locating .....	2		
	22 498-24500-00	FUEL COCK ASS'Y .....	1		
	23 498-24523-00	. PACKING, cock .....	1		
	24 214-24513-00	. O-RING .....	1		
	25 498-24524-00	. LEVER, cock .....	1		
	26 90206-18025	. WASHER, wave (137-24518-00) ....	1		
	27 498-24525-00	. PLATE, lever fitting .....	1		
	28 214-24535-00	. SCREW, panhead .....	2		



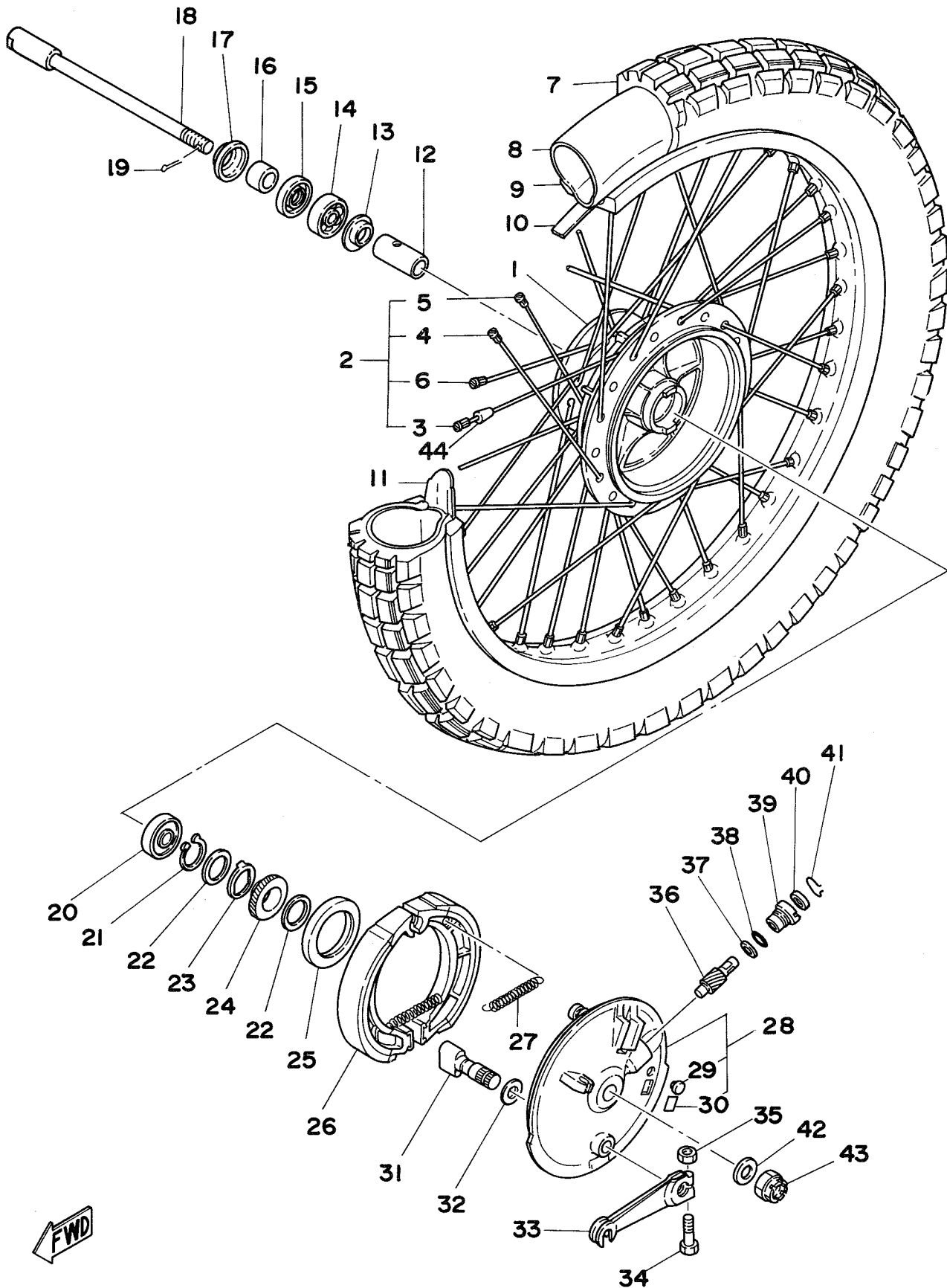
Ref. No.	Parts No.	Description	Q'ty	Applicable Machine No.	Remarks
27-29	498-24522-00	. O-RING .....	1		
30	498-24521-00	. CUP, filter .....	1		
31	214-24512-00	. O-RING .....	1		
32	90202-06010	WASHER, plate (178-14766-00) .....	2		
33	90149-06011	SCREW (256-24143-00) .....	2		
34	90467-10008	CLIP (143-24356-00) .....	2		
35	90445-11288	HOSE (7-180) .....	1		

Fig. 28 SEAT



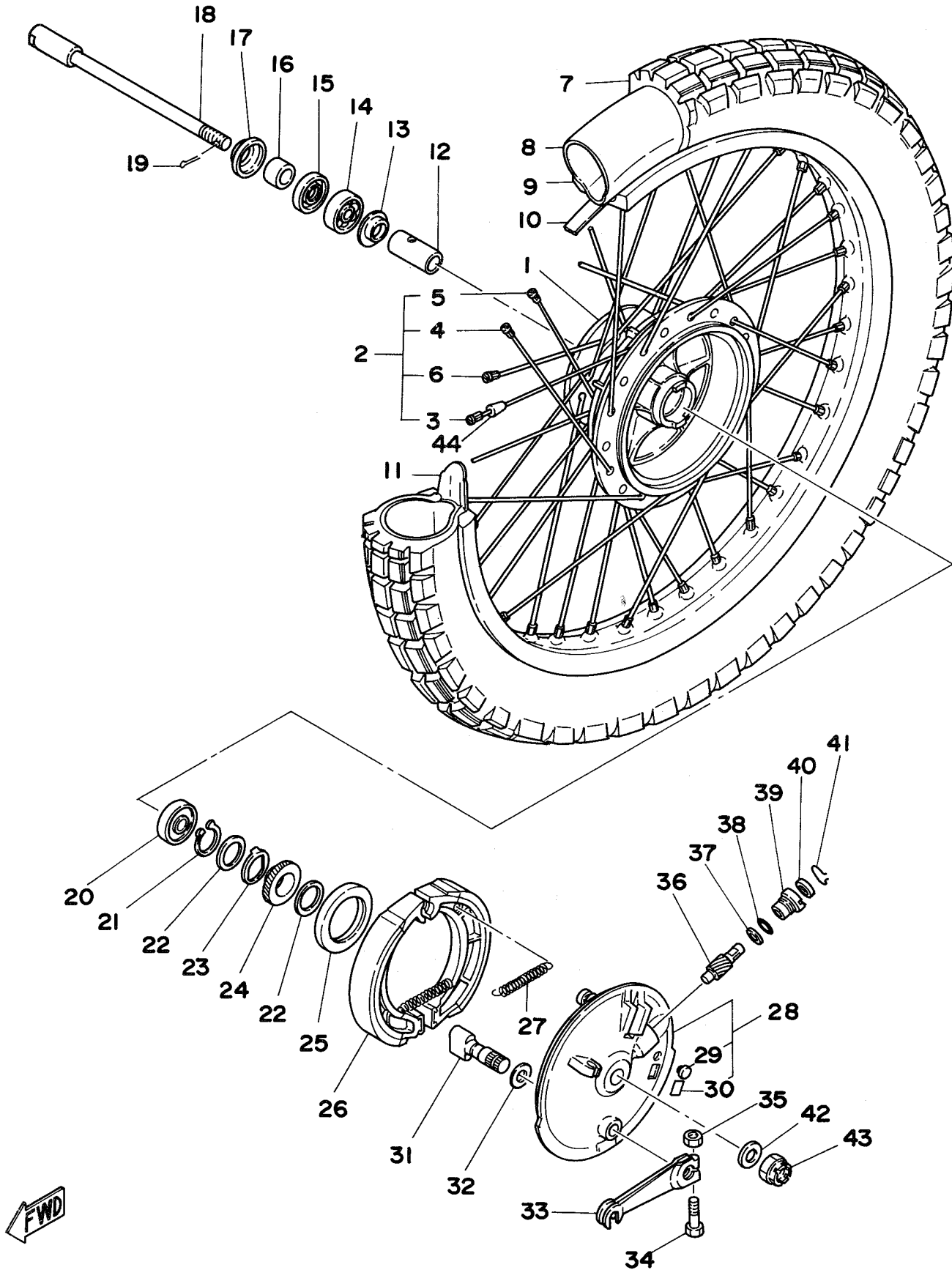
Ref. No.	Parts No.	Description	Q'ty	Applicable Machine No.	Remarks
28- 1	1E6-24730-00	DOUBLE SEAT ASS'Y .....	1		
2	1E6-24731-00	. COVER, double seat .....	1		
3	322-24748-00	BRACKET, seat front .....	1		
4	583-24738-00	BRACKET, seat rear .....	2		
5	90101-06304	BOLT .....	6		
6	97321-08015	BOLT .....	2		
7	92901-08100	WASHER, spring .....	2		
8	92901-08600	WASHER, plain .....	2		
9	583-24724-00	DAMPER, seat .....	2		

Fig. 29 FRONT WHEEL



Ref. No.	Parts No.	Description	Q'ty	Applicable Machine No.	Remarks
29- 1	1E6-25111-00-98	HUB, front	1		Frosting Black
2	1E6-25104-01	SPOKE SET	1s		
3	1E6-25196-91	. SPOKE SET, inner left (10PCS)	1s		
4	1E6-25197-91	. SPOKE SET outer left (10PCS)	1s		
5	1E6-25179-91	. SPOKE SET, inner right (10PCS)	1s		
6	1E6-25189-91	. SPOKE SET, outer right (10PCS)	1s		
7	94130-21350	TIRE, front (3.00-21-4PR)	1		
8	94230-21038	TUBE, front (3.00-21)	1		
9	94416-21198	RIM, front (1.60-21E)	1		
10	94327-21024	BAND, rim (2.75-21)	1		
11	214-25194-00	SPACER, bead	1		
12	214-25117-00	SPACER, bearing	1		
13	183-25315-00	FLANGE, spacer	1		
14	93306-20205	BEARING (B6202)	1		
15	93102-20009	OIL SEAL (SD-20-35-7)	1		
16	90387-15529	COLLAR	1		
17	322-25118-00	COVER, hub dust	1		
18	583-25181-00	SHAFT, wheel	1		
19	91401-30030	PIN, cotter	1		
20	93306-20203	BEARING (B6202RS)	1		
21	93410-22014	CIRCLIP (S-22)	1		
22	90201-22283	WASHER, plate (214-25147-00)	2		
23	214-25149-01	CLUTCH, meter	1		
24	308-25135-00	GEAR, drive	1		
25	93105-50010	OIL SEAL (SDD-50-62-7)	1		
26	431-25330-01	BRAKE SHOE COMP.	2		
27	90507-20002	SPRING, tension (246-25333-00)	2		
28	1E6-25120-10-98	BRAKE SHOE PLATE ASS'Y	1		Frosting Black
29	90480-10068	. GROMMET	1		
30	437-25134-00	. LABEL, indicator	1		
31	1E6-25151-00	CAMSHAFT	1		
32	90564-14021	SHIM, camshaft	1		

Fig. 29 FRONT WHEEL



Ref. No.	Parts No.	Description	Q'ty	Applicable Machine No.	Remarks
29-33	559-25155-00	LEVER, camshaft .....	1		
34	90101-06278	BOLT, hexagon .....	1		
35	95301-06600	NUT, hexagon .....	1		
36	308-25138-00	GEAR, meter .....	1		
37	90201-07076	WASHER, plate (183-25146-00) .....	1		
38	93210-14104	O-RING (2.4-13.8) .....	1		
39	109-25136-00	BUSHING .....	1		
40	93104-07003	OIL SEAL (SO-7-14-4) .....	1		
41	102-25137-00	RING, stop .....	1		
42	92901-14200	WASHER, plain .....	1		
43	90171-14006	NUT, castle (214-25182-01) .....	1		
44	156-25398-00	BALANCER, wheel .....	U.N		

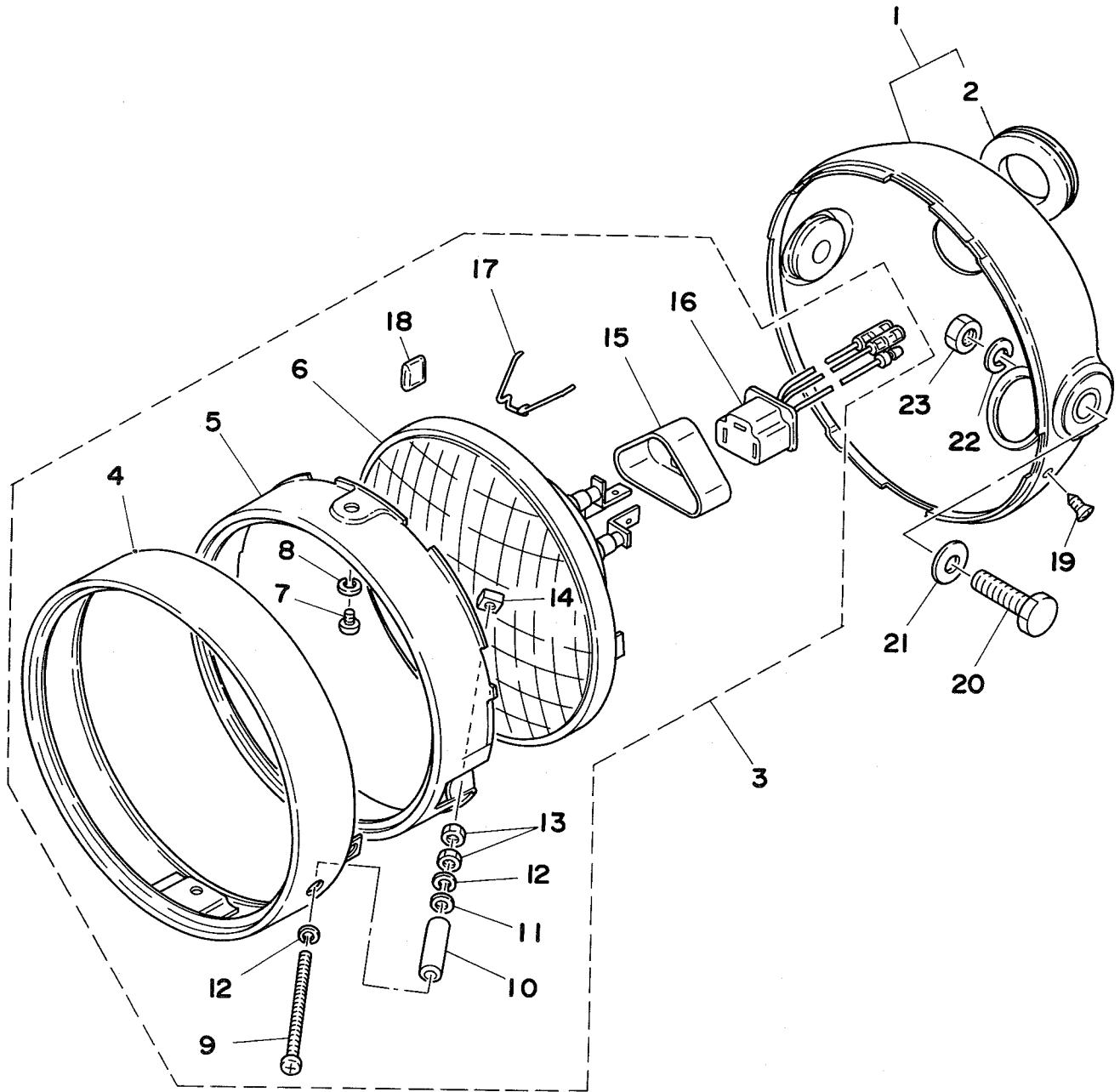


Ref. No.	Parts No.	Description	Q'ty	Applicable Machine No.	Remarks
30- 1	1E6-25311-00-98	HUB, rear	1		Frosting Black
2	1E6-25304-00	SPOKE SET	1s		
3	1E6-25391-90	. SPOKE SET, inner (10PCS)	1s		
4	1E6-25392-90	. SPOKE SET, outer (10PCS)	1s		
5	94140-18344	TIRE, rear (4.00-18-4PR)	1		
6	94240-18024	TUBE, rear (4.00-18)	1		
7	94418-18199	RIM, rear (1.85-18)	1		
8	94340-18022	BAND, rim (4.00-18)	1		
9	214-25394-00	SPACER, bead	2		
10	275-25317-00	SPACER, bearing	1		
11	146-25315-00	FLANGE, spacer	1		
12	93306-20310	BEARING (B6203RS)	2		
13	93306-20309	BEARING (B6203)	1		
14	214-25130-00	BRAKE SHOE COMP.	2		
15	90507-20002	SPRING, tension (246-25333-00)	2		
16	1E6-25320-10-98	BRAKE SHOE PLATE ASS'Y	1		Frosting Black
17	90480-10068	. GROMMET	1		
18	437-25134-00	. LABEL, indicator	1		
19	214-25351-01	CAMSHAFT	1		
20	90564-14021	SHIM, camshaft	1		
21	148-25359-00	SEAL, camshaft	1		
22	168-25355-00	LEVER, camshaft	1		
23	97303-06025	BOLT	1		
24	90387-17141	COLLAR (275-25383-00)	1		
25	583-25388-00	PULLER, chain	2		
26	95303-08700	NUT	2		
27	90101-08034	BOLT (168-25379-00)	2		
28	150-25381-00	SHAFT, wheel	1		
29	91401-30030	PIN, cotter	1		
30	1E6-25364-00	DAMPER, clutch	6		
31	93210-52312	O-RING (2.4-52)	2		
32	1E6-25366-00-98	CLUTCH, hub	1		Frosting Black



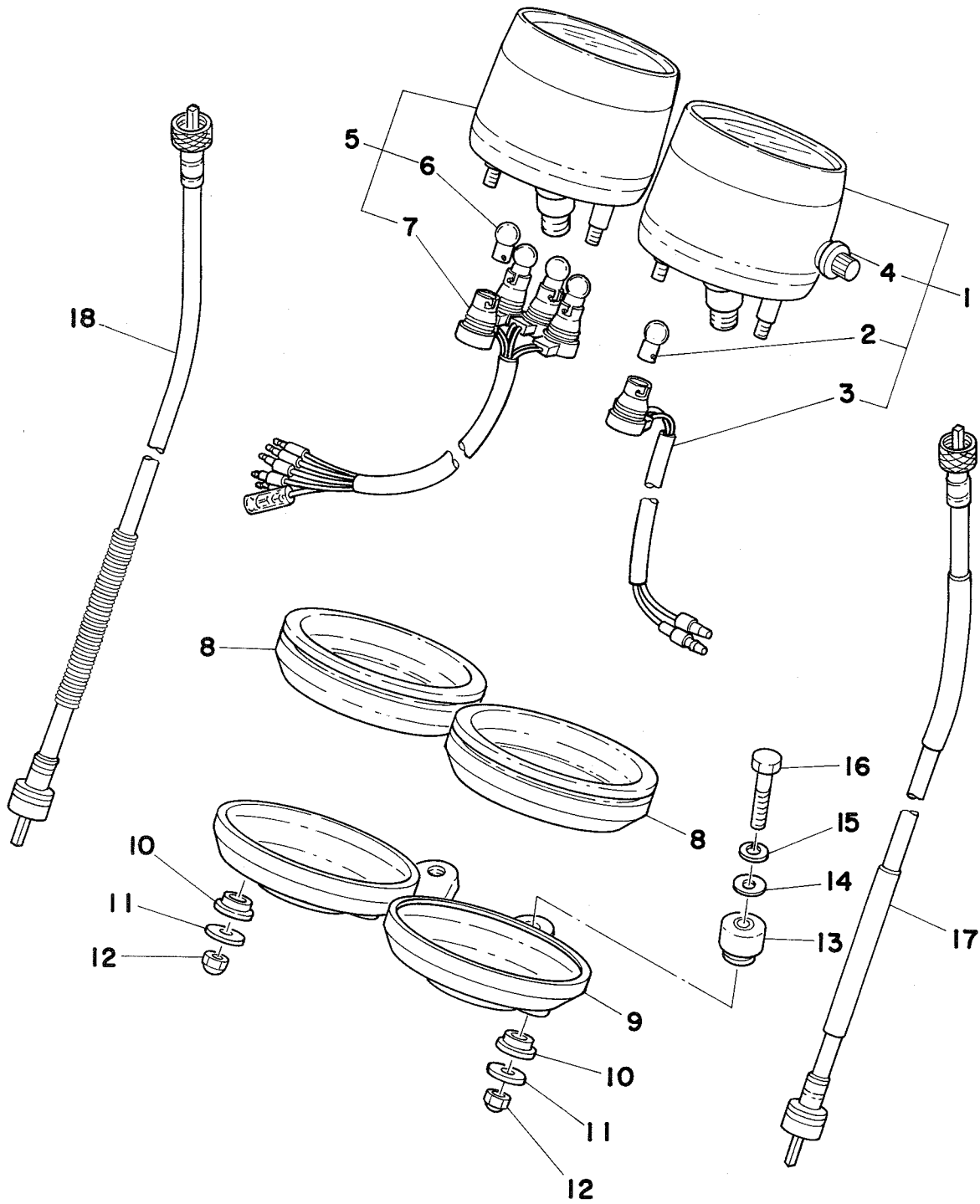
Ref. No.	Parts No.	Description	Q'ty	Applicable Machine No.	Remarks
30-33	93700-06004	NIPPLE, grease	1		
34	583-25440-10	GEAR, sprocket wheel (40T)	1	U.R	STD
	583-25442-10	GEAR, sprocket wheel (42T)			
	583-25444-10	GEAR, sprocket wheel (44T)			
	583-25446-10	GEAR, sprocket wheel (46T)			
	583-25448-10	GEAR, sprocket wheel (48T)			
35	90116-08218	BOLT, stud	6		
36	583-25412-00	WASHER, lock	3		
37	90170-08193	NUT	6		
38	94515-20100	CHAIN (DK520T-100L)	1		
39	94615-20011	. JOINT, chain	1		
40	1E6-25318-00	STOPPER, hab	2		
41	93210-71311	O-RING (2.4-71)	1		
42	1E6-25319-01	SEAL, hab dust	1		
43	93450-75040	CIRCLIP	1		
44	93102-25061	OIL SEAL (SD-25-40-8)	1		
45	1E6-25367-00	COVER, dust	1		
46	90387-17530	COLLAR	1		
47	90171-16007	NUT, castle (275-25382-00)	1		
48	90109-08406	BOLT	1		
49	91401-20012	PIN, cotter	2		
50	1E6-25371-00	BAR, tension	1		
51	92901-08200	WASHER, plain	2		
52	90185-08055	NUT	2		
53	90109-08368	BOLT (183-25378-00)	1		
54	156-25398-00	BALANCER, wheel	U.N		

Fig. 31 HEAD LAMP



Ref. No.	Parts No.	Description	Q'ty	Applicable Machine No.	Remarks
31- 1	1E6-84130-60-33	HEAD LAMP BODY ASS'Y	1		Yamaha Black
2	214-84153-60	. GROMMET	1		
3	498-84110-61	HEAD LAMP UNIT ASS'Y	1		
4	498-84115-60	. RIM, head lamp	1		
5	498-84195-60	. RING, retaining	1		
6	498-84120-60	. LENS ASS'Y (6V-30/30W)	1		
7	438-84194-60	. SCREW	2		
8	92901-05100	. WASHER	2		
9	438-84131-61	. SCREW, rim adjusting	1		
10	438-84133-60	. SPACER	1		
11	92901-04600	. WASHER, plate	1		
12	92901-04100	. WASHER, spring	2		
13	95301-04600	. NUT, hexagon	2		
14	198-84334-61	. NUT	1		
15	341-84397-61	. COVER	1		
16	371-84312-60	. SOCKET CORD ASS'Y	1		
17	507-84324-60	. SPRING, reflector set	3		
18	498-84128-60	. COVER, fitting	1		
19	195-84325-00	SCREW, rim fitting	1		
20	97304-08035	BOLT, hexagon	2		
21	92901-08200	WASHER, plain	2		
22	92901-08100	WASHER, spring	2		
23	95301-08600	NUT, hexagon	2		

Fig. 32 SPEEDOMETER · TACHOMETER

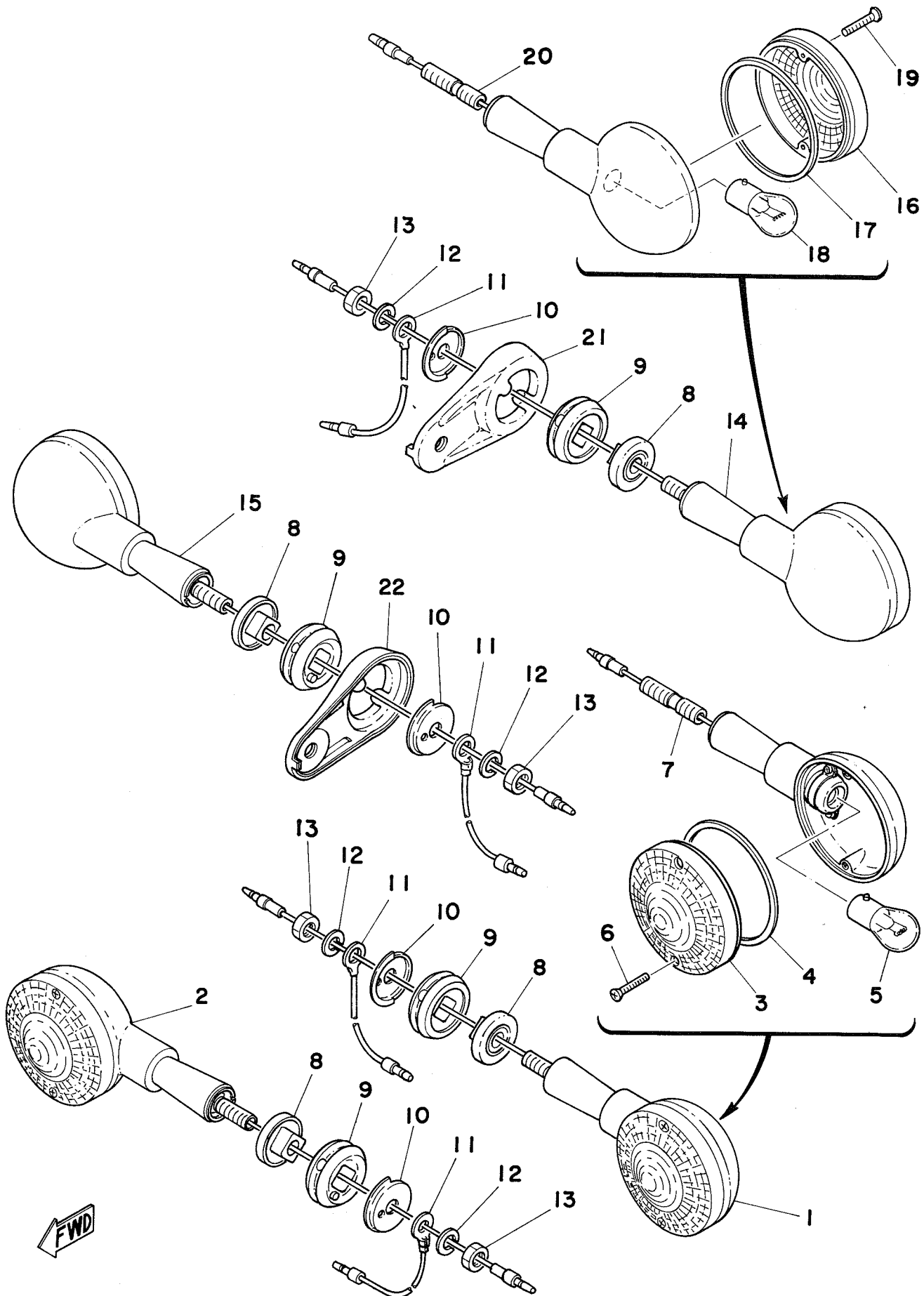


Ref. No.	Parts No.	Description	Q'ty	Applicable Machine No.	Remarks
32- 1	1E6-83570-60	SPEEDOMETER ASS'Y .....	1		Mile/h
2	122-83516-10	. BULB (6V-3W) .....	1		
3	1E6-83536-60	. SOCKET CORD ASS'Y .....	1		
4	1E6-83578-60	. KNOB .....	1		
5	1E6-83540-60	TACHOMETER ASS'Y .....	1		
6	122-83516-10	. BULB (6V-3W) .....	4		
7	1E6-83520-60	. SOCKET CORD ASS'Y .....	1		
8	1E6-83523-60	DAMPER, meter .....	2		
9	1E6-83519-60	BRACKET, meter .....	1		
10	1E6-83526-60	DAMPER .....	4		
11	1E6-83524-60	WASHER .....	4		
12	90176-05022	NUT, cap .....	4		
13	1E6-23445-00	DAMPER .....	2		
14	90201-06055	WASHER, plate .....	2		
15	92901-06100	WASHER, spring .....	2		
16	97321-06035	BOLT, hexagon .....	2		
17	438-83550-00	SPEEDOMETER CABLE ASS'Y .....	1		
18	1E6-83560-51	TACHOMETER CABLE ASS'Y .....	1		



Ref. No.	Parts No.	Description	Q'ty	Applicable Machine No.	Remarks
33- 1	437-84510-62	TAIL LAMP UNIT ASS'Y .....	1		
2	1E6-84711-60	. BASE, tail lamp .....	1		
3	388-84514-61	. BULB, tail lamp (6V-32/3CP) .....	1		
4	275-84523-60	. GASKET, tail lamp .....	1		
5	341-84721-60	. LENS, tail lamp .....	1		
6	341-84724-60	. SCREW, lens fitting .....	3		
7	341-84722-60	. WASHER .....	3		
8	1E6-84551-61-35	BRACKET, license .....	1		Silver
9	437-84527-60	DAMPER .....	1		
10	275-84526-60	SCREW .....	2		
11	437-84525-60	WASHER, special .....	2		
12	275-84527-60	DAMPER .....	2		
13	341-85111-60	REFLECTOR .....	2		
14	92901-05100	WASHER, spring .....	2		
15	95303-05600	NUT, hexagon .....	2		
16	90480-14102	GROMMET (214-21717-00) .....	1		
17	90387-07390	COLLAR .....	1		
18	90209-06095	WASHER (102-28323-00) .....	1		
19	92901-06100	WASHER, spring .....	1		
20	95301-06800	NUT, crown .....	1		
21	90201-06067	WASHER, plate (116-28324-00) .....	1		
22	97301-06025	BOLT, hexagon .....	1		
23	308-84553-00	DAMPER .....	1		
24	90109-06022	BOLT (388-84552-00) .....	2		
25	90209-08125	WASHER, special .....	2		
26	95301-06600	NUT, hexagon .....	2		
27	92901-06100	WASHER, spring .....	2		
28	1E6-84517-00	CORD, tail lamp .....	1		
29	90480-15061	GROMMET .....	2		

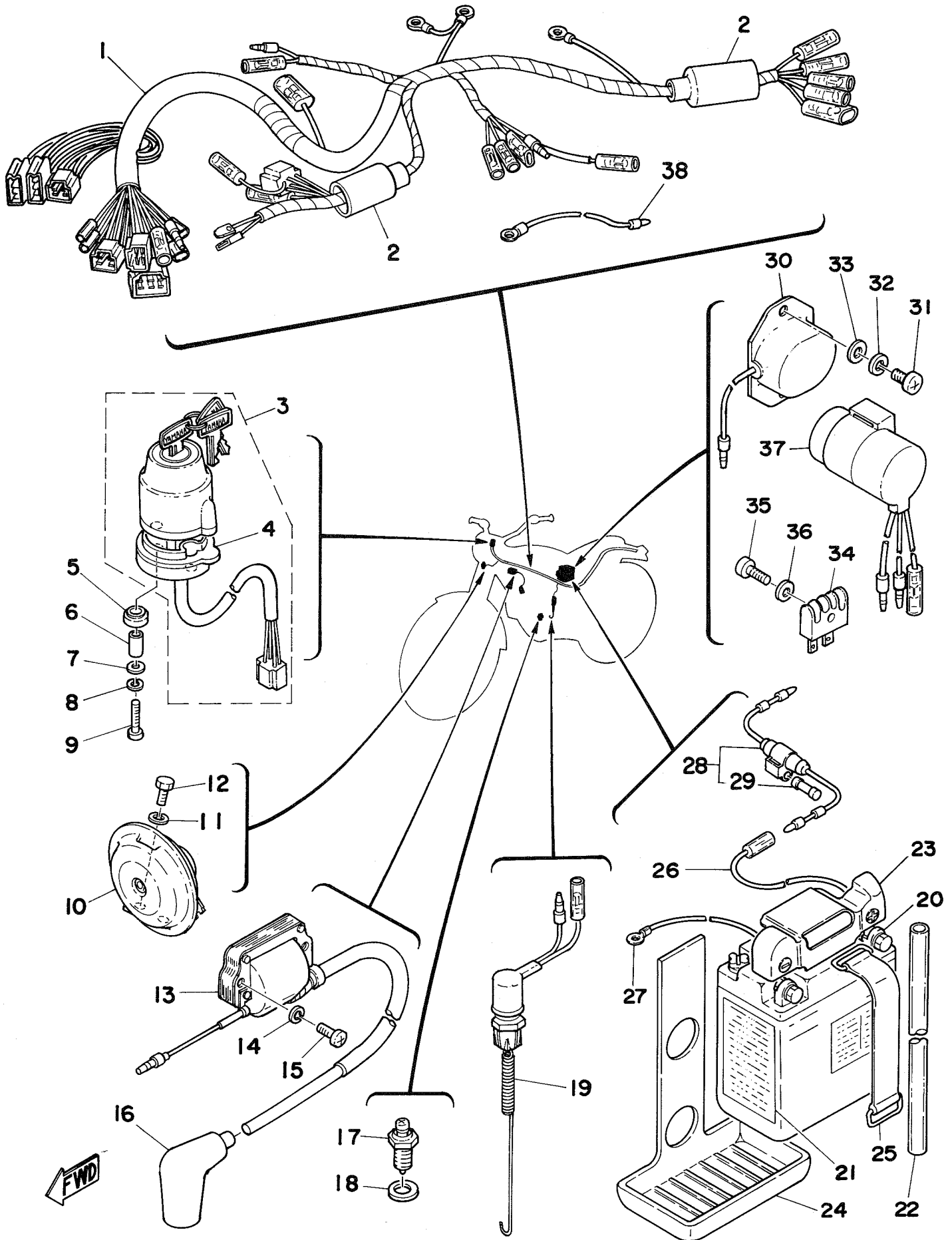
Fig. 34 FLASHER LAMP



FWD

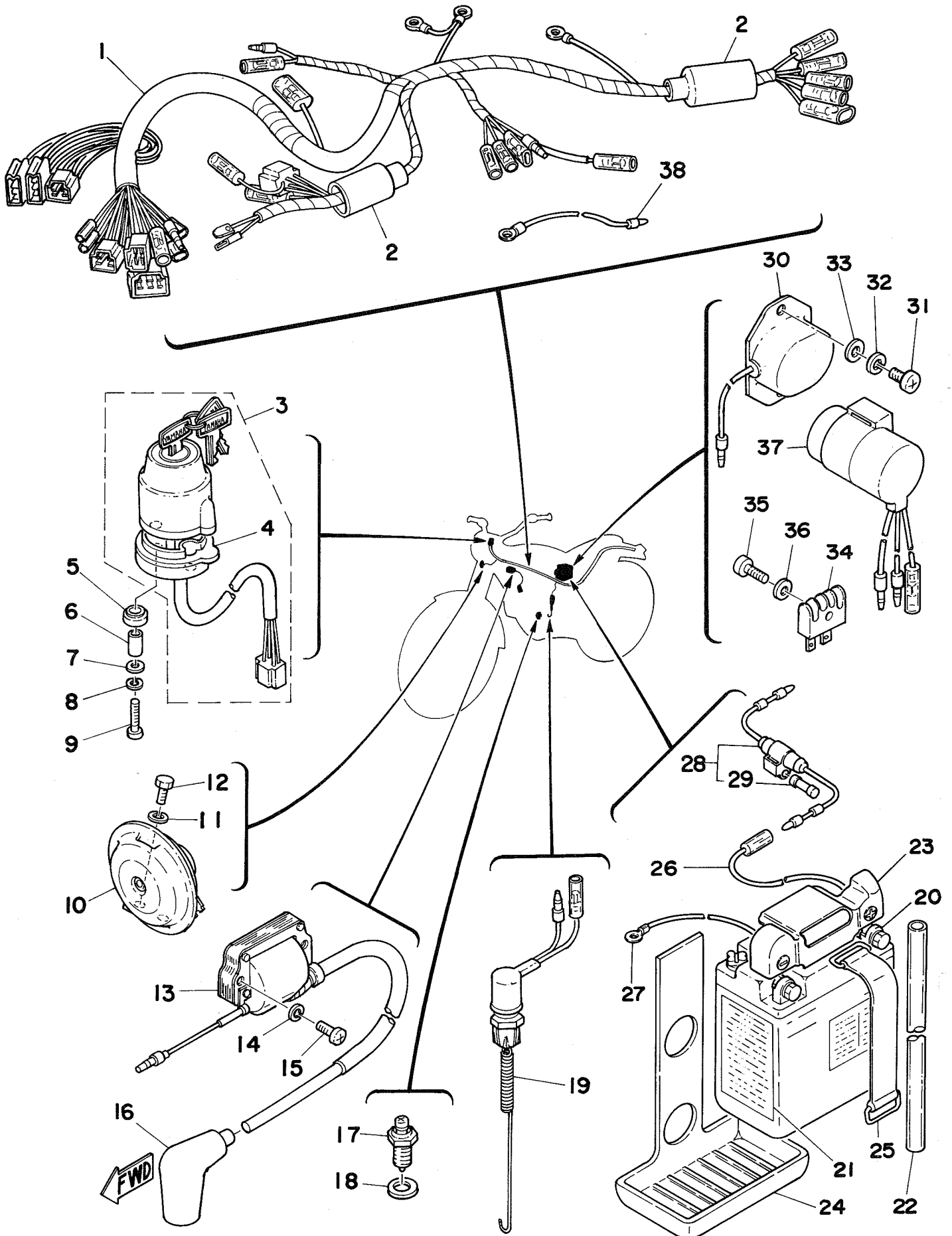
Ref. No.	Parts No.	Description	Q'ty	Applicable Machine No.	Remarks
34- 1	1E6-83310-60-93	FRONT FLASHER LAMP ASS'Y, left	1		
2	1E6-83320-60-93	FRONT FLASHER LAMP ASS'Y, right	1		
3	341-83312-70	. LENS, flasher	2		Amber
4	341-83313-70	. GASKET, flasher lens	2		
5	115-83311-60	. BULB (6V-18W)	2		
6	341-83333-70	. SCREW, lens fitting	4		
7	371-83367-00	. BOLT, stud	2		
8	341-83316-01	COLLAR, flasher	4		
9	1E6-83321-00	DAMPER, flasher	4		
10	1E6-83348-00	WASHER	4		
11	1E6-83336-00	CORD, flasher	4		
12	92901-08100	WASHER, spring	4		
13	95301-08600	NUT, hexagon	4		
14	1E6-83330-60-93	REAR FLASHER LAMP ASS'Y, left	1		
15	1E6-83340-60-93	REAR FLASHER LAMP ASS'Y, right	1		
16	341-83332-70	. LENS, flasher	2		Red
17	341-83313-70	. GASKET, flasher lens	2		
18	115-83311-60	. BULB (6V-18W)	2		
19	341-83333-70	. SCREW, lens fitting	4		
20	371-83367-00	. BOLT, stud	2		
21	1E6-83368-00	STAY, flasher 3	1		
22	1E6-83369-00	STAY, flasher 4	1		

Fig. 35 ELECTRICAL



Ref. No.	Parts No.	Description	Q'ty	Applicable Machine No.	Remarks
35- 1	1E6-82590-62	WIRE HARNESS ASS'Y	1		
2	583-82599-00	COVER, connector	2		
3	1E6-82508-00	MAIN SWITCH ASS'Y	1		
4	437-82555-00	. DAMPER, main switch	1		
5	437-82556-00	DAMPER, main switch	2		
6	437-82516-00	COLLAR, main switch	2		
7	90201-05031	WASHER, plate (256-82517-00)	2		
8	92901-05100	WASHER, spring	2		
9	98501-05025	SCREW, panhead	2		
10	1E6-83371-00	HORN	1		
11	92901-06100	WASHER, spring	2		
12	97301-06012	BOLT, hexagon	2		
13	583-82310-50	IGNITION COIL ASS'Y	1		
14	92901-06200	WASHER, spring	2		
15	92501-06020	SCREW, panhead	2		
16	437-82370-21	PLUG CAP ASS'Y	1		
17	341-82540-01	NEUTRAL SWITCH ASS'Y	1		
18	116-82543-00	GASKET	1		
19	371-82530-01	STOP SWITCH ASS'Y	1		
20	1E6-82110-10	BATTERY ASS'Y (6N6-3B)	1		G.S.
21	104-82141-09	LABEL, battery	1		
22	90445-08047	HOSE (168-82112-00 5-580)	1		
23	1E6-82129-00	COVER, battery	1		
24	1E6-82122-00	SEAT, battery	1		
25	1E6-82131-00	BAND, battery	1		
26	1E6-82115-01	WIRE, plus lead	1		
27	1E6-82116-00	WIRE, minus lead	1		
28	1E6-82150-00	FUSE HOLDER ASS'Y	1		
29	1E6-82151-00	. FUSE (6V-10A)	1		
30	1E6-81910-60	VOLTAGE REGULATOR ASS'Y	1		
31	92501-06012	SCREW, panhead	2		
32	92901-06100	WASHER, spring	2		

Fig. 35 ELECTRICAL



Ref. No.	Parts No.	Description	Q'ty	Applicable Machine No.	Remarks
35-33	92901-06600	WASHER, plate .....	2		
34	353-81970-62	RECTIFIER ASS'Y .....	1		
35	98501-05015	SCREW, panhead .....	1		
36	92901-05600	WASHER, plate .....	1		
37	438-83350-62	FLASHER RELAY ASS'Y .....	1		
38	1E6-81949-00	WIRE, lead .....	1		



# EXCLUSIVE PARTS FOR CANADA

This Parts List is exclusive for  
XT500C Canada specifications.


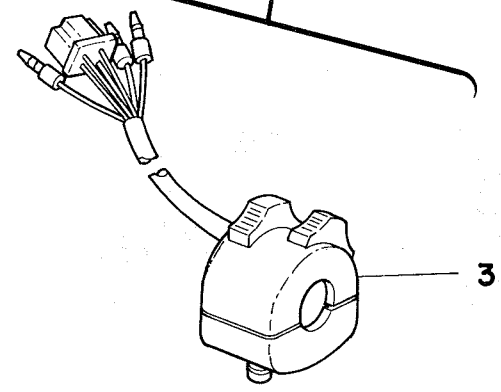
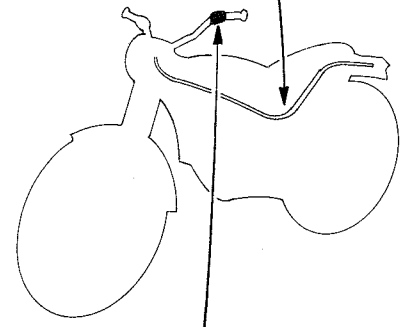
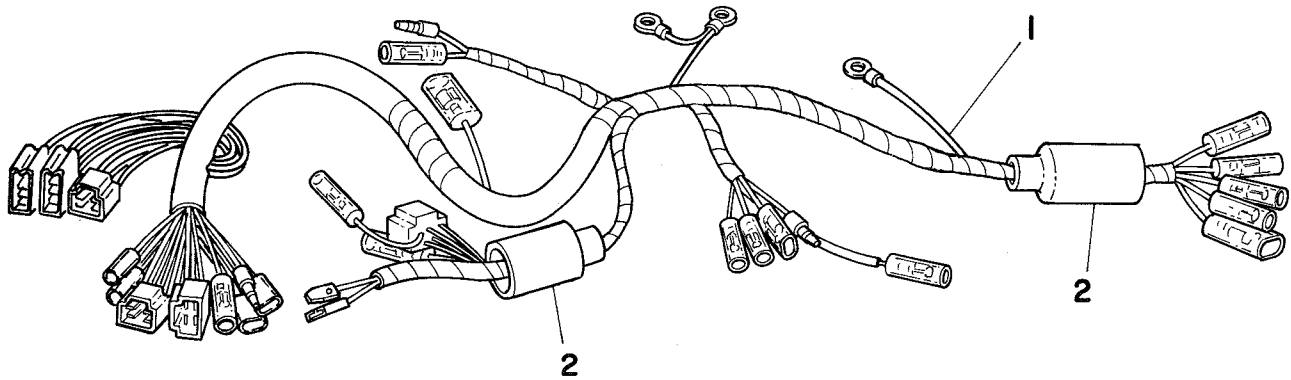


Fig. 36 EXCLUSIVE PARTS FOR CANADA



Ref. No.	Parts No.	Description	Q'ty	Applicable Machine No.	Remarks
36- 1	1E6-82590-51	WIRE HARNESS ASS'Y .....	1		
2	583-82599-00	COVER, connector .....	2		
3	1E6-83973-50	SWITCH, handle 3 .....	1		



# NUMERICAL INDEX





# NUMERICAL INDEX

Ref No.	Parts No.	Ref No.	Parts No.	Ref No.	Parts No.
16- 1	1E6-14101-60	24-24	1E6-23317-00	26-34	1E6-26331-00
16-65	1E6-14197-00	25-15	1E6-23317-00	26-32	1E6-26335-00
17- 1	1E6-14610-01	24-42	1E6-23318-00	26-28	1E6-26341-00
17- 5	1E6-14718-00	24-43	1E6-23319-00	26-29	1E6-26342-00
17- 7	1E6-14728-00	24-16	1E6-23341-00	26-33	1E6-26342-00
17-25	1E6-14752-00	24-41	1E6-23389-00	26-40	1E6-26372-00
17-23	1E6-14753-00	19-49	1E6-23408-00	21-30	1E6-27244-00
17-33	1E6-14766-01	25-23	1E6-23434-00	21-20	1E6-27252-00
17-28	1E6-14781-00	25-10	1E6-23435-00-98	21- 8	1E6-27411-10
17-24	1E6-14786-01	25-20	1E6-23441-00	21- 9	1E6-27421-10
17-22	1E6-14788-02	25-21	1E6-23442-00	22-29	1E6-27430-00
1-17	1E6-17841-00	32-13	1E6-23445-00	20-33	1E6-28100-10
1-18	1E6-17843-00	27- 1	1E6-24110-00-01	18- 1	1E6-81300-51
12- 6	1E6-18141-01	27- 6	1E6-24189-00	18- 6	1E6-81313-51
19- 1	1E6-21110-00-33	28- 1	1E6-24730-00	18- 8	1E6-81315-50
20-12	1E6-21171-00	28- 2	1E6-24731-00	18- 9	1E6-81328-50
20- 1	1E6-21240-00	29- 2	1E6-25104-01	18- 2	1E6-81350-50
20- 2	1E6-21245-00	29- 1	1E6-25111-00-98	35-30	1E6-81910-60
19-47	1E6-21308-00	29-28	1E6-25120-10-98	35-38	1E6-81949-00
20- 3	1E6-21399-00	29-31	1E6-25151-00	35-20	1E6-82110-10
23- 7	1E6-21610-00-36	29- 5	1E6-25179-91	35-26	1E6-82115-01
23-20	1E6-21638-00	29- 6	1E6-25189-91	35-27	1E6-82116-00
23-11	1E6-21639-00	29- 3	1E6-25196-91	35-24	1E6-82122-00
20-21	1E6-21708-00	29- 4	1E6-25197-91	35-23	1E6-82129-00
20-20	1E6-21711-00	30- 2	1E6-25304-00	35-25	1E6-82131-00
20-17	1E6-21715-00	30- 1	1E6-25311-00-98	35-28	1E6-82150-00
20-25	1E6-21786-00	30-40	1E6-25318-00	35-29	1E6-82151-00
20-32	1E6-21787-00	30-42	1E6-25319-01	35- 3	1E6-82508-00
22- 1	1E6-22110-00-33	30-16	1E6-25320-10-98	35- 1	1E6-82590-62
22-12	1E6-22210-00	30-30	1E6-25364-00	26-15	1E6-82920-90
22-22	1E6-22311-00-33	30-32	1E6-25366-00-98	34- 1	1E6-83310-60-93
24- 1	1E6-23101-00	30-45	1E6-25367-00	34- 2	1E6-83320-60-93
24-34	1E6-23121-00-33	30-50	1E6-25371-00	34- 9	1E6-83321-00
24-23	1E6-23122-00-33	30- 3	1E6-25391-90	34-14	1E6-83330-60-93
24-35	1E6-23131-00-33	30- 4	1E6-25392-90	34-11	1E6-83336-00
24-36	1E6-23137-00	26- 1	1E6-26111-00	34-15	1E6-83340-60-93
24-37	1E6-23138-00	26- 2	1E6-26241-00	34-10	1E6-83348-00

# NUMERICAL INDEX

Ref No.	Parts No.	Ref No.	Parts No.	Ref No.	Parts No.
34-21	1E6-83368-00	16- 5	137-14143-40	30-19	214-25351-01
34-22	1E6-83369-00	16- 5	137-14143-42	30- 9	214-25394-00
35-10	1E6-83371-00	16- 5	137-14143-44	31- 2	214-84153-60
32- 9	1E6-83519-60	12-10	137-15353-00	24-13	240-23114-00
32- 7	1E6-83520-60	30-11	146-25315-00	4- 3	256-12116-01
32- 8	1E6-83523-60	30-21	148-25359-00	4- 7	256-12117-00
32-11	1E6-83524-60	30-28	150-25381-00	15-25	256-13564-00
32-10	1E6-83526-60	14- 2	156-15618-01	30-10	275-25317-00
32- 3	1E6-83536-60	25- 2	156-23411-00	33- 4	275-84523-60
32- 5	1E6-83540-60	25- 4	156-23412-00	33-10	275-84526-60
32-18	1E6-83560-51	29-44	156-25398-00	33-12	275-84527-60
32- 1	1E6-83570-60	30-54	156-25398-00	13-16	278-18127-00
32- 4	1E6-83578-60	16-18	164-14137-00	12- 8	278-18547-02
26-14	1E6-83972-00	25- 1	164-23462-00	24-31	278-23181-50
26-22	1E6-83976-00	16- 6	168-14190-25	24-27	291-23167-60
31- 1	1E6-84130-60-33	11-10	168-17428-01-05	29-24	308-25135-00
33-28	1E6-84517-00	30-22	168-25355-00	29-36	308-25138-00
33- 8	1E6-84551-61-35	10- 3	170-16164-00	33-23	308-84553-00
33- 2	1E6-84711-60	10-12	174-16356-00	16-17	316-14116-10
1-20	102-25137-00	29-13	183-25315-00	20-16	322-21541-00
29-41	102-25137-00	16- 2	193-14142-35	24-18	322-23356-00
35-21	104-82141-09	31-19	195-84325-00	24-20	322-23357-00
29-39	109-25136-00	31-14	198-84334-61	27- 8	322-24611-02
34- 5	115-83311-60	8-20	214-11198-01	28- 3	322-24748-00
34-18	115-83311-60	16- 7	214-14195-00	29-17	322-25118-00
35-18	116-82543-00	10-10	214-16119-00	4- 8	341-12118-00
22-31	120-27432-02	10-26	214-16389-00	4- 6	341-12119-02
22-32	120-27433-00	11-36	214-17461-40	5-13	341-12241-03
24-33	122-23119-01	11-36	214-17461-50	16-67	341-14991-00
24-32	122-23129-00	11-36	214-17461-60	24- 5	341-23146-50
25- 7	122-23411-00	27-31	214-24512-00	24- 6	341-23156-50
25- 5	122-23412-00	27-24	214-24513-00	26-42	341-26290-01
32- 2	122-83516-10	27-28	214-24535-00	26-41	341-26290-10
32- 6	122-83516-10	29-12	214-25117-00	26-38	341-26397-01
16-35	127-14134-00	30-14	214-25130-00	35-17	341-82540-01
16- 9	127-14186-00	29-23	214-25149-01		
13- 2	132-18113-01	29-11	214-25194-00		

# NUMERICAL INDEX

Ref No.	Parts No.	Ref No.	Parts No.	Ref No.	Parts No.
34- 3	341-83312-70	16-66	432-14197-00	31- 3	498-84110-61
34- 4	341-83313-70	14-25	434-15668-00	31- 4	498-84115-60
34-17	341-83313-70	13-10	434-18121-00	31- 6	498-84120-60
34- 8	341-83316-01	12-18	434-18122-00	31-18	498-84128-60
34-16	341-83332-70	12- 1	434-18541-03	31- 5	498-84195-60
34- 6	341-83333-70	12- 3	434-18561-00	16-15	500-14115-00
34-19	341-83333-70	29-30	437-25134-00	16-53	500-14135-00
31-15	341-84397-61	30-18	437-25134-00	31-17	507-84324-60
33- 5	341-84721-60	35-16	437-82370-21	24-30	509-23158-20
33- 7	341-84722-60	35- 6	437-82516-00	16-37	525-14123-00
33- 6	341-74724-60	35- 4	437-82555-00	16-14	558-14147-00
33-13	341-85111-60	35- 5	437-82556-00	29-33	559-25155-00
35-34	353-91970-62	8-32	437-83936-00	1- 1	583-11110-00-R4
16-36	354-14147-00	19-46	437-83936-00	1-31	583-11127-00
10- 6	360-16325-00	26-37	437-83936-00	2-13	583-11127-00
26-16	361-82921-31	33- 1	437-84510-62	1- 3	583-11133-10
26-23	361-83980-30	33-11	437-84525-60	1- 4	583-11134-10
11-30	363-15381-00	33- 9	437-84527-60	9- 2	583-11150-00
14-21	363-15676-00	17-29	438-14757-00	2- 8	583-11181-00
14-27	363-15686-00	22-17	438-22318-00-33	1-13	583-11186-00-R4
10-16	363-16154-00	35-37	438-83350-62	2- 1	583-11311-00-R4
12-13	363-18511-00	32-17	438-83550-00	2- 3	583-11351-00
12-16	363-18531-00	31- 9	438-84131-61	3- 1	583-11400-00
12-15	363-18535-00	31-10	438-84133-60	3- 2	583-11412-00
10-23	364-16343-00	31- 7	438-84194-60	3- 3	583-11422-00
12-12	364-18511-00	22-30	465-27431-00	3-20	583-11533-00
19-54	366-82591-00	22- 2	483-22124-00	3-22	583-11536-00
20- 6	371-82121-00	22- 7	483-22129-01	3-19	583-11549-00
35-19	371-82530-01	10- 7	498-16351-00	3- 8	583-11610-00
34- 7	371-83367-00	12-20	498-18151-02	3- 8	583-11610-10
34-20	371-83367-00	27-22	498-24500-00	3- 8	583-11610-20
31-16	371-84312-60	27-30	498-24521-00	3- 8	583-11610-30
24-47	371-85111-00	27-29	498-24522-00	3- 8	583-11610-40
33- 3	388-84514-61	27-23	498-24523-00	3-25	583-11630-00
22- 8	431-22151-02	27-25	498-24524-00	3-25	583-11630-10
29-26	431-25330-01	27-27	498-24525-00	3-25	583-11630-20
		21-19	498-27235-00	3-25	583-11630-30

# NUMERICAL INDEX

Ref No.	Parts No.	Ref No.	Parts No.	Ref No.	Parts No.
26-17	583-83922-00	17-10	90119-08014	9- 7	90201-06060
26-10	583-83981-00	26-30	90123-08046	20-29	90201-06063
16-68	584-14956-00	27-33	90149-06011	23- 4	90201-06067
19-51	584-23484-00	13-12	90149-06017	33-21	90201-06067
25-25	584-82519-00	4-10	90149-08098	22-25	90201-06407
16-58	737-14137-00	12-11	90149-14031	27-14	90201-06570
16-56	802-14173-00	5- 9	90149-18100	23-23	90201-06571
16-48	812-14594-00	21-23	90153-06008	29-37	90201-07076
29-34	90101-06278	10- 9	90159-06010	25-13	90201-08083
28- 5	90101-06304	21-24	90170-06184	25-19	90201-08083
30-27	90101-08034	4-11	90170-08173	21-28	90201-08084
5- 7	90101-10303	24-26	90170-08180	23-10	90201-08113
8-19	90101-14259	30-37	90170-08193	1-16	90201-08587
21- 2	90102-10006	22-35	90170-12062	9- 1	90201-09572
19-36	90105-08003	3-16	90170-12067	8- 3	90201-10119
19-19	90105-08064	22-11	90170-16111	1- 8	90201-10124
19-14	90105-10039	3-24	90170-16182	19-15	90201-10126
19-17	90105-10050	10-11	90170-18086	2-14	90201-10590
19-18	90105-10051	20-23	90170-22187	5- 8	90201-10591
19-16	90105-10063	29-43	90171-14006	8- 2	90201-12166
25-11	90106-14017	30-47	90171-16007	10-24	90201-12172
33-24	90109-06022	21-33	90175-06013	21-12	90201-12174
26- 6	90109-06410	32-12	90176-05022	3-14	90201-12593
26-18	90109-06410	17- 4	90179-08004	13- 6	90201-14220
1-21	90109-06418	26-31	90179-08148	9- 3	90201-15234
7-15	90109-06419	2- 6	90179-10201	14- 4	90201-15234
30-53	90109-08368	1- 6	90179-10204	11-28	90201-17255
24-21	90109-08397	1- 7	90179-10207	10-20	90201-17327
30-48	90109-08406	11-38	90179-18020	11- 8	90201-20266
21-16	90109-10174	5-20	90179-18199	11-25	90201-20266
22-16	90109-10420	25- 9	90179-25033	11-23	90201-20278
2-11	90116-08190	19-21	90185-08054	14-23	90201-20278
30-35	90116-08218	24-29	90185-08054	22-33	90201-20279
2- 5	90116-10087	30-52	90185-08055	29-22	90201-22283
2- 9	90116-10222	19-20	90185-10035	22- 6	90201-22284
2-10	90116-10223	35- 7	90201-05031	11- 3	90201-25287
2-12	90116-10225	22-37	90201-06055		
		32-14	90201-06055		

# NUMERICAL INDEX

Ref No.	Parts No.	Ref No.	Parts No.	Ref No.	Parts No.
11-17	90201-25287	15-18	90387-07391	7-26	90465-08076
14-17	90201-25287	20-10	90387-07391	19-55	90465-08088
14-10	90201-25290	23-19	90387-07391	19-41	90465-10018
27-32	90202-06010	23-12	90387-08258	19-40	90465-10090
17-13	90202-10098	17-12	90387-08527	19-32	90467-10008
19-52	90206-04003	27-13	90387-09506	27-34	90467-10008
19-43	90206-15023	29-16	90387-15529	27- 7	90468-03063
27-26	90206-18025	30-24	90387-17141	20- 5	90468-10050
19-22	90208-08011	30-46	90387-17530	25-28	90468-12006
3-23	90208-16019	11-35	90387-25507	26-36	90468-15009
17-30	90209-06061	8-23	90401-08038	27-10	90468-15064
33-18	90209-06095	7-13	90430-05126	20- 7	90480-01176
27-19	90209-08097	1-22	90430-06014	20-24	90468-01176
33-25	90209-08125	8-22	90430-08119	20-31	90480-01176
17-16	90209-10140	19-37	90430-08119	29-29	90480-10068
25-24	90209-10142	10-23	90430-09121	30-17	90480-10068
25-22	90209-12143	7-19	90430-10027	22-23	90480-12188
25- 1	90209-14023	1-24	90430-14043	15-17	90480-14102
13-15	90215-06016	19-35	90430-22123	20-11	90480-14102
13-17	90215-08115	19-30	90430-27124	33-16	90480-14102
11-37	90215-21022	27- 9	90430-35122	23- 2	90480-14198
10-27	90240-06005	17- 2	90430-38054	20-19	90480-15058
22-34	90240-06052	10-17	90445-07039	33-29	90480-15061
21-26	90240-08051	35-22	90445-08047	20-18	90480-16185
21-32	90249-12069	27-11	90445-09111	27-20	90480-22054
12-14	90250-08017	27-35	90445-11288	27-12	90480-22177
19-53	90269-04003	19-33	90445-11289	20-22	90480-24186
3-13	90280-05013	19-45	90446-07114	9-16	90501-05378
3-17	90282-07021	10-18	90460-22083	12- 9	90501-10062
26-39	90338-09012	15-21	90460-58015	21-31	90501-10245
11-15	90338-09066	15-23	90460-61063	14- 7	90501-12081
1-25	90338-47065	10-22	90460-71017	5-17	90501-14095
7-20	90340-10003	24-22	90462-08024	14-20	90501-23143
1-23	90340-14038	10-15	90465-05075	10- 8	90501-23391
20-15	90387-06388	10-13	90465-05084	4- 5	90501-29376
23- 3	90387-06388	8-31	90465-06077	4- 4	90501-42377
33-17	90387-07390	19-56	90465-08028	19-50	90502-09024
				29-27	90507-20002

# NUMERICAL INDEX

Ref No.	Parts No.	Ref No.	Parts No.	Ref No.	Parts No.
30-15	90507-20002	30-49	91401-20012	35- 8	92901-05100
21- 5	90507-29021	21- 4	91401-20025	15- 8	92901-05600
12-19	90508-08008	29-19	91401-30030	35-36	92901-05600
10-19	90508-12279	30-29	91401-30030	13-14	92901-06100
1-28	90508-16303	20- 4	91501-05055	15-12	92901-06100
21-11	90508-26276	20-28	91609-25018	15-19	92901-06100
21-10	90508-26277	21-13	91609-30020	16-12	92901-06100
13- 9	90508-32052	6- 2	91810-05016	16-62	92901-06100
21-21	90508-32278	7- 8	91810-05016	17-27	92901-06100
14-13	90508-32280	1- 5	91810-16016	17-31	92901-06100
22-24	90560-05001	2- 4	91810-16016	19-25	92901-06100
10-13	90560-25153	17- 8	91906-06010	19-57	92901-06100
14-12	90560-25154	17-34	91906-06015	20- 9	92901-06100
29-32	90564-14021	10-14	92501-06012	20-14	92901-06100
30-20	90564-14021	16-61	92501-06012	22-18	92901-06100
8-27	91316-06012	35-31	92501-06012	22-21	92901-06100
8-26	91316-06015	5-12	92501-06015	23- 5	92901-06100
8-29	91316-06015	16-13	92501-06015	23-18	92901-06100
1-15	91316-06018	18-11	92501-06015	23-24	92901-06100
8-18	91316-06020	19-58	92501-06015	24-39	93901-06100
15-24	91316-06020	6- 8	92501-06018	24-45	92901-06100
1-12	91316-06025	24-38	92501-06020	26- 8	92901-06100
7- 4	91316-06025	35-15	92501-06020	26-20	92901-06100
7-18	91316-06025	8- 7	92501-06030	27-15	92901-06100
2- 7	91316-06030	11-13	92701-06015	32-15	92901-06100
7-24	91316-06030	19-48	92701-06018	33-19	92901-06100
6- 9	91316-06035	16-21	92901-04100	33-27	92901-06100
7- 5	91316-06035	16-34	92901-04100	35-11	92901-06100
7-25	91316-06040	31-12	92901-04100	35-32	92901-06100
6-10	91316-06045	31-11	92901-04600	9-15	92901-06200
1-11	91316-06055	15- 7	92901-05100	35-14	92901-06200
6-11	91316-06055	16-41	92901-05100	15-13	92901-06600
7-12	91316-06060	19-28	92901-05100	19-26	92901-06600
10-12	91316-06065	22-26	92901-05100	24-40	92901-06600
10-28	91401-10010	24-48	92901-05100	24-46	92901-06600
22-36	91401-16015	31- 8	92901-05100	35-33	92901-06600
21-27	91401-20012	33-14	92901-05100	16-47	92901-08100

# NUMERICAL INDEX

Ref No.	Parts No.	Ref No.	Parts No.	Ref No.	Parts No.
19- 4	92901-08100	8- 5	93104-11038	8- 4	93410-10025
19- 8	92901-08100	1-26	93104-12054	19-44	93410-15005
19-12	92901-08100	29-25	93105-50010	11-29	93410-17008
21-15	92901-08100	22- 4	93108-35004	14-22	93410-19015
23-14	92901-08100	13- 7	93109-14010	11-24	93410-20038
24-25	92901-08100	7-10	93210-07135	29-21	93410-22014
25-18	92901-08100	8-25	93210-10197	14-11	93410-25010
27-18	92901-08100	6- 5	93210-12095	12- 7	93410-30012
28- 7	92901-08100	5-15	93210-12152	12-21	93430-07012
31-22	92901-08100	1-32	93210-14104	12-17	93430-08006
34-12	92901-08100	29-38	93210-14104	13-11	93430-10016
23-13	92901-08200	1- 2	93210-14299	14- 5	93430-10016
30-51	92901-08200	8-30	93210-15171	13- 5	93430-12009
31-21	92901-08200	11-34	93210-22298	14-15	93440-25019
1-10	92901-08600	5-21	93210-32172	11- 4	93440-25020
19- 5	92901-08600	7-22	93210-35173	11-18	93440-25020
19- 9	92901-08600	1-14	93210-49296	14-18	93440-25020
19-13	92901-08600	30-31	93210-52312	5- 4	93440-40744
24-28	92901-08600	7- 9	93210-64297	3-10	93450-22027
28- 8	92901-08600	30-41	93210-71311	24- 7	93450-30039
17-17	92901-10100	2- 2	93210-92295	30-43	93450-75040
24-19	92901-10100	11-11	93304-20501	25- 3	93501-04011
25-26	92901-10100	5- 2	93306-00502	16-64	93501-08001
3-15	92901-12100	5- 3	93306-00506	9-17	93503-08007
29-42	92901-14200	29-20	93306-20203	25- 6	93503-16010
22-10	92901-16100	29-14	93306-20205	14- 6	93507-32009
7-21	93101-14075	30-13	93306-20309	8-13	93603-17070
9- 4	93102-15147	30-12	93306-20310	12- 5	93604-08071
10-21	93102-17148	11-32	93306-30517	5- 6	93604-10011
29-15	93102-20009	3-11	93306-30616	12- 2	93604-18100
30-44	93102-25061	3-18	93306-30702	8-10	93604-22050
14- 9	93102-25064	3- 5	93310-635A5	21-22	93700-06004
3-12	93102-30145	11- 9	93311-42012	22-28	93700-06004
11-33	93102-35146	11-26	93313-32008	30-33	93700-06004
29-40	93104-07003	10-22	93315-11720	29- 7	94130-21350
1-19	93104-08055	22- 3	93317-22208	30- 5	94140-18344
		22- 5	93342-22205	29- 8	94230-21038

# NUMERICAL INDEX

Ref No.	Parts No.	Ref No.	Parts No.	Ref No.	Parts No.
30- 6	94240-18024	22-19	97301-06018	35-35	98501-05015
29-10	94327-21024	15-11	97301-06020	26-12	98501-05018
30- 8	94340-18022	21-18	97301-06020	35- 9	98501-05025
29- 9	94416-21198	24-44	97301-06020	16-33	98503-04015
30- 7	94418-18199	26- 7	97301-06022	11-31	98701-05012
5- 9	94500-02106	26-19	97301-06022	12- 4	98701-05012
30-38	94515-20100	15-20	97301-06025	7-14	98906-05008
5-10	94600-02001	20- 8	97301-06025		
30-39	94615-20011	20-13	97301-06025		CANADA
1-30	94701-00117	33-22	97301-06025	36- 1	1E6-82590-51
31-13	95301-04600	23- 6	97301-06030	36- 3	1E6-83973-50
13-13	95301-06600	27-17	97301-08015	36- 2	583-82599-00
29-35	95301-06600	22-20	97301-08016		
33-26	95301-06600	21-14	97301-08025		
17-32	95301-06800	23- 8	97301-08035		
33-20	95301-06800	23- 9	97301-08045		
23-16	95301-08600	30-23	97303-06025		
31-23	95301-08600	31-20	97304-08035		
34-13	95301-08600	25-12	97313-08055		
17-18	95301-10600	14-28	97321-06015		
25-27	95301-10700	23-25	97321-06015		
21- 3	95302-10900	13- 3	97321-06020		
33-15	95303-05600	23-17	97321-06025		
1- 9	95303-08600	27-16	97321-06030		
30-26	95303-08700	32-16	97321-06035		
23-15	95303-08800	28- 6	97321-08015		
26-13	95601-05100	19-11	97321-08018		
26- 9	95601-06100	19- 3	97321-08025		
26-21	95601-06100	19- 7	97321-08025		
25-14	95601-08100	14- 8	97321-08030		
17- 3	95621-08615	25-17	97323-08040		
17-19	97301-06010	19-39	97701-50110		
17-26	97301-06010	1-14	97801-06014		
19-24	97301-06012	16-20	98501-04012		
35-12	97301-06012	22-27	98501-05012		
9- 6	97301-06015	15- 6	98501-05012		
		16-40	98501-05012		
		19-29	98501-05012		



**YAMAHA MOTOR CO., LTD.**

**PRINTED IN JAPAN**

**First edition Feb., 1976**

**(LIT-10011-E6-01)(1E6-28198-61)**